


Jméno žáka:	Předmět: AJ	Obtížnost: B	Pracovní list ♦ OVOCE & BARVY: AJ-01-B-02
<p>Obsah: OVOCE & BARVY = FRUITS & COLOURS ♦♦ Aktivní slovní zásoba: vyrobit = make; potřebovat = need; vybarvit = colour; napsat = write; vystřihnout = cut out; nalepit = glue; dárek = present; barevné fixy = coloured pens; pastelky = coloured pencils; nůžky = scissors; lepidlo = glue; kolíček na prádlo = clothes peg; obrázek = picture *** jahoda = strawberry; citron = lemon; ananas = pineapple; hruška = pear ♦♦ Zaměření: Gramatika slovesa v přítomném čase (otázka, kladná a záporná odpověď); rozkaz; pl. podstat. jm. *** Jemná i hrubá motorika při výrobě dárku v rámci činnostního vyučování a popis činnosti výroby dárku</p>			
© ROLINO, Praha, 2017. Autor: Ing. Libuše Novotná; ilustrace: Ing. František Jelen			

Make a present. What do you need?

I need coloured pens or coloured pencils, scissors, glue and a clothes peg.



INSTRUCTIONS

1)
Colour the picture with the strawberry (with the lemon / with the pineapple / with the pear).

2)
Write the English text under this picture.

jahoda = strawberry

3)
Cut out both pictures.

strawberry jahoda = strawberry

4)
Glue both pictures to the clothes peg.

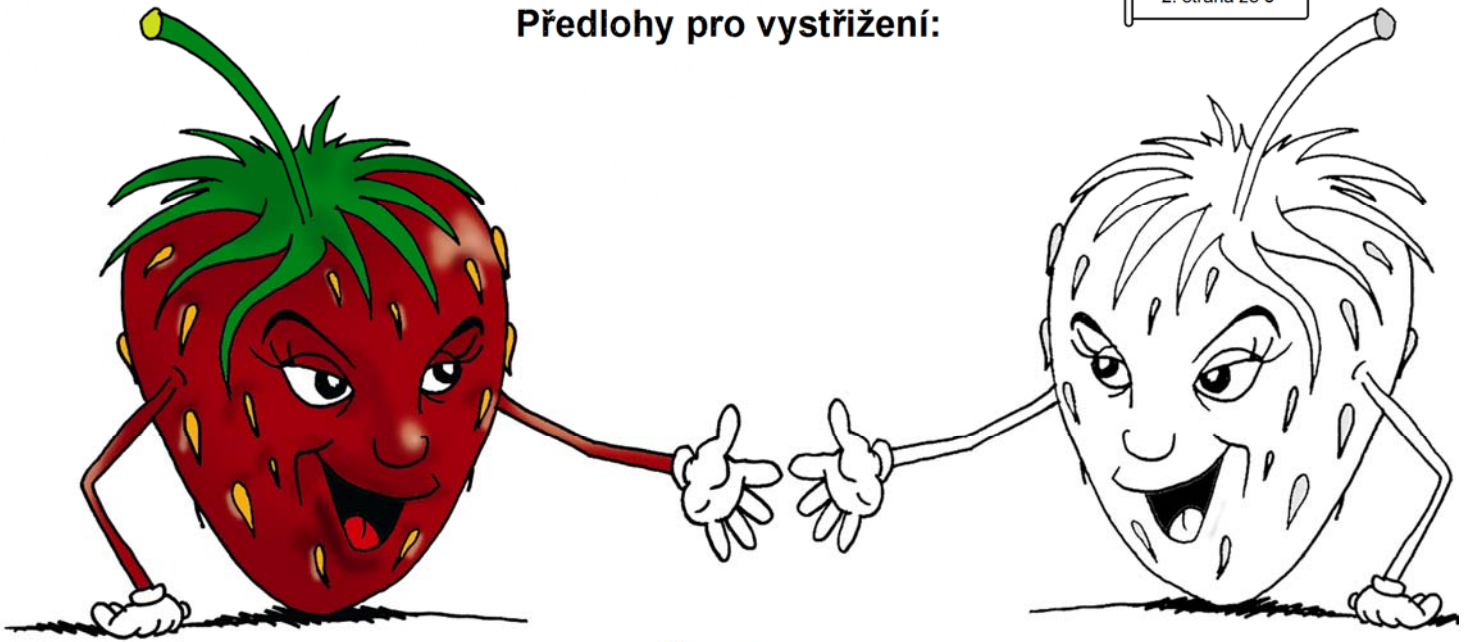
strawberry jahoda = strawberry




Your clothes peg is finished.



Předlohy pro vystřížení:

**What colour is it? It is red.**


*= Jaká je to barva? To je červená.***STRAWBERRY**

= jahoda**What colour is it? It is yellow.**



*= Jaká je to barva? To je žlutá.***LEMON**

= citron

Předlohy pro vystřížení:




What colour is it? It is brown.




= Jaká je to barva? To je hnědá.

PINEAPPLE

= ananas



What colour is it? It is green.



= Jaká je to barva? To je zelená.

PEAR

= hruška