


*S námi se domluví každý...*

# ANGLIČTINA

pro předškoláčky a malé školáčky  
v JAZYKOVÉM STUDIU ROLINO  
ve školním roce 2020/21



\* 1.-20. lekce – 2. pololetí \*



## 18. lekce - klíč

Student: \_\_\_\_\_

Určeno pro výuku cizích jazyků studentů pod vedením lektorů z Jazykového studia ROLINO.



Jak je to správné? ... Vymaluj odpovídající obrázek:

***Where are the monkeys?***

My yellow monkey is in the bag.

Your black monkey is on the bag.

His blue monkey is under the bag.

Her green monkey is behind the bag.



***Where is the bag?***

The bag is under the palm.  
 The bag is red.  
 The palm is green and brown.





school	[sku:l]	=	škola
shut	[ʃat]	=	zavřít
door	[do:]	=	dveře
lazy	[leizi]	=	líný
late	[leit]	=	pozdní
Go to school!		=	Jdi do školy!
Shut the door!		=	Zavři dveře!
Don't be lazy!		=	Nebud' líný!
Don't be late!		=	Neopozdi se!
rhyme	[raim]	=	rým, verš
eat	[i:t]	=	jíst
monkey	[maŋki]	=	opice

WHERE? <u>on</u> the school		=	KDE? <u>na</u> škole
WHERE? <u>in</u> the school		=	KDE? <u>ve</u> škole
WHERE? <u>behind</u> the school		=	KDE? <u>za</u> školou
WHERE? <u>in front of</u> the school		=	KDE? <u>před</u> školou
WHERE? <u>under</u> the tree		=	KDE? <u>pod</u> stromem

Nauč se z paměti tento rým:

## A RHYME

One, two, three, four,  
**go** to school and **shut** the door!  
 Five, six, seven, eight,  
**don't be** lazy and **don't be** late!



Jak je to správné? ... Spoj a vymaluj odpovídající obrázek:

\* Where **is** the fat girl?

\* The fat girl **is** in the school.

\* Where **is** the thin boy?

\* The thin boy **is** in front of the school.

\* Where **are** three black birds?

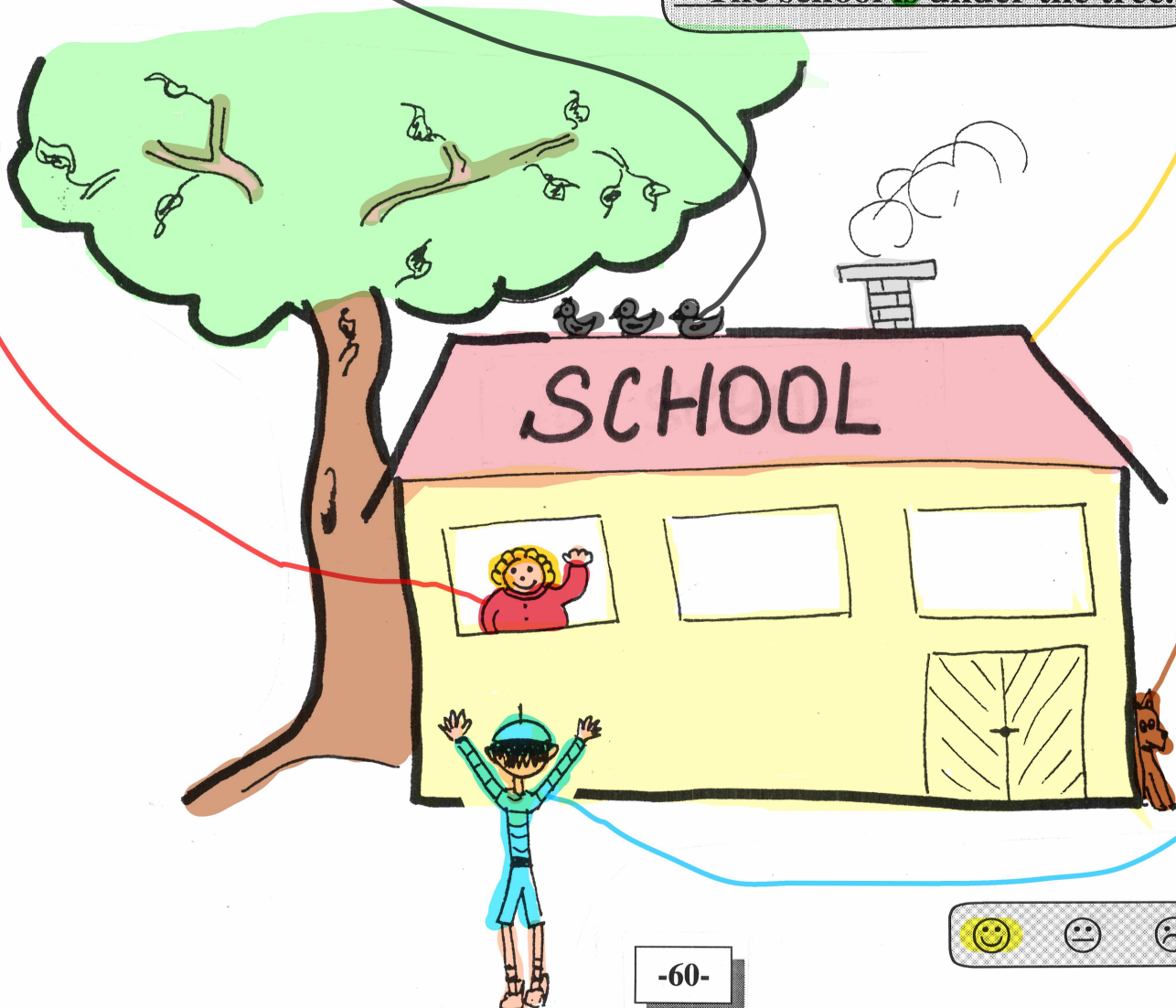
\* Three black birds **are** on the school.

\* Where **is** the brown dog?

\* The brown dog **is** behind the school.

\* Where **is** the school?





\* The school **is** under the tree.



Jak je to správné? ... Spoj a vymaluj odpovídající obrázek:

Two monkeys often **sit**.  
They **are brown** and happy.

Four monkeys always **eat**.  
Two monkeys **are orange** and two monkeys **are blue**.



**HOMEWORK**

Jak je to správné? ... Spoj a vymaluj odpovídající obrázek:

My monkey **is** behind the ball.  
My monkey **is brown** and the ball **is yellow**.

Your monkey **is** in front of the ball.  
Your monkey **is orange** and the ball **is blue**.

