



S námi se domluví každý...

ANGLIČTINA

pro mladší školáky
v JAZYKOVÉM STUDIU ROLINO
ve školním roce 2020/21



* 21.-40. lekce – 2. pololetí *


35. lekce - klíč

Student: _____

Určeno pro výuku cizích jazyků studentů pod vedením lektorů z Jazykového studia ROLINO.



ANGLIČTINA pro mladší školáky v jazykovém studiu ROLINO





Prague Write today's date.

Drilem:

- * třídy pravidelných sloves
- * klad, otázka a zápor v přítomném a minulém čase
- * "can, may, must" - klad, otázka, zápor
- * určování času (What time is it?), jazyky a země
- * budoucnost "WILL" - klad, otázka, zápor
- * rozkaz v ostatních osobách (klad i zápor), "some, any, no" - složeniny
- * minulý čas - perfektum (aktuální minulost) - klad, otázka, zápor
- * srovnání minulých časů - perfekta a préterita
- * vazba "there is, there are"
- * vazba "be going to" - klad, otázka

1. Put in the right order:

The key is at the end of the lesson.

1. The teacher / us / going to / ask / is / some questions / .
2. What / do / going to / you / tomorrow / are / ?
3. Where / he / going to / is / go / on holiday / ?
4. How much / spend / she / going to / money / is / ?

2. Fill in the following words into the sentences:



SOFA, CURTAINS, PLANT, PICTURE, CARPET, CUPBOARD

1. He **is lying** on a **sofa** and **listening to** music.
2. **There is** a **cupboard** full of cups and saucers in the kitchen.
3. What a beautiful **plant** ! And it **has** such beautiful leaves!
4. **There is** a **picture** on the wall.
5. We **bought** a new **carpet** yesterday. The old one **was** full of holes.
6. **There are** blue **curtains** on the window in our living room.



NOVÁ GRAMATIKA: Vazba "BE GOING TO + inf"

ZÁPOR

Tato vazba se používá k vyjádření blízké budoucnosti, zejména v případě, kdy se někdo chystá, hodlá něco udělat.



Zápor:

| | |
|--------------------------|------------------------------|
| Já se nechystám odjet. | I am not going to leave. |
| Ty se nechystáš odjet. | You are not going to leave. |
| On se nechystá odjet. | He is not going to leave. |
| Ona se nechystá odjet. | She is not going to leave. |
| My se nechystáme odjet. | We are not going to leave. |
| Vy se nechystáte odjet. | You are not going to leave. |
| Oni se nechystají odjet. | They are not going to leave. |

3. Translate:

1. Nechystám se tam jít.
2. Oni nehodlají nic udělat.
3. Nehodláme zvat jejího manžela.
4. Maminka dnes nehodlá vařit oběd.
5. Charles nehodlá mluvit o svých problémech.

The key is at the end of the lesson.

4. Doplňte záporné věty s použitím následujících výrazů:

sleep, watch, write, wash, play, sing, take, eat

1. Can you, please, switch the TV off? I am not going to watch it.
2. Please, take this dish away. We are not going to eat it.
3. Don't worry, we are not going to write the test today.
4. I am not going to wash the dishes now.
5. Tom is not very good at tennis. He is not going to play with you.
6. Peter can't sing. He is not going to sing at the concert.
7. Daddy is feeling much better. He is not going to take the medicine any more.
8. My mother is not going to sleep in the tent. We must find a hotel.



Describe the picture. See the example.

Při popisu obrázku dbáme 3 základních pravidel:

1. Pro popis rozmístění předmětů či osob používáme vazbu "THERE IS, THERE ARE".
2. Pro popis dějů používáme přítomný čas průběhový.
3. Zachováváme systém, "neskáčeme".




There is a cat in the kitchen. She **is going to drink** some milk from a small bowl. On the left **there is** a rubbish bin next to a small cupboard. Over the cupboard **there is** a calendar hanging on the wall. Next to the calendar **there is** a memo pad with a pencil hanging on a string. Next to the cupboard **there is** a fridge. Near the fridge **there are** three chairs at a table. Over the table **there is** a window without curtains. On the right **there is** a set of cupboards, a sink and a cooker. Over the cooker **there is** a fume hood. Under the sink **there are** three drawers. On the floor **there is** a small carpet.

The key is at the end of the lesson.


5. Try to fill in the correct words:

Nyní si zakryjte popis a pokuste se doplnit slova do textu tak, aby odpovídal obrázku.

There is a cat in the **kitchen**. She is going to **drink** some milk from a small **bowl**. On the left **there is** a **rubbish bin** next to a small **cupboard**. Over the cupboard **there is** a **calendar** hanging on the wall. Next to the calendar **there is** a **memo pad** with a pencil hanging on a **string**. Next to the cupboard **there is** a **fridge**. Near the fridge **there are** three **chairs** at a table. Over the table **there is** a window **with** curtains. On the right **there is** a set of cupboards, a **sink** and a **cooker**. Over the cooker **there is** a fume hood. Under the sink **there are** three **drawers**. On the **floor** **there is** a small carpet.



| | | |
|--------------------------|-----------------|--------------------|
| calendar | [ˈkælɪndə] | = kalendář |
| cooker | [ˈkʊkə] | = vaříč |
| drawer | [dɹoːə] | = zásuvka |
| fridge | [frɪdʒ] | = lednička |
| fume hood | [fju:m hud] | = digestoř |
| hang (hung, hung) | [hæŋ, haŋ, haŋ] | = viset |
| memo pad | [...pæd] | = záznamník |
| rubbish bin | | = odpadkový koš |
| rubbish | [ˈrabiʃ] | = odpadky |
| sink | [sɪŋk] | = dřez |
| string | [striŋ] | = provázek, struna |
| without | [wiθˈaʊt] | = bez |



Translate:

1. Na stole není žádný ubrus. 2. Ta kočka se chystá vypít trochu mléka. 3. Jsou na okně (nějaké) záclony? 4. Ve dřezu je malá miska. 5. Je zde koš na odpadky?

Str. 149 / cv. 1: Put in the right order.

- 1) The teacher is going to ask us some questions.
- 2) What are you going to do tomorrow?
- 3) Where is he going to go on holiday?
- 4) How much money is she going to spend?

Str. 150 / cv. 3: Translate.

- 1) Nechystám se tam jít.
= I'm not going to go there.
- 2) Oni nehodlají nic udělat.
= They aren't going to do anything.
- 3) Nehodláme zvat jejího manžela.
= We aren't going to invite her husband.
- 4) Maminka dnes nehodlá vařit oběd.
= Mum is not going to cook lunch today.
- 5) Charles nehodlá mluvit o svých problémech.
= Charles isn't going to talk about his problems.

Str. 151 / cv.: Describe the picture.

např.

On the picture, there is a cat in a kitchen. It is going to drink from a bowl. On the right there are several cupboards, a cooker and a sink. On the left there is a small cupboard. Next to the cupboard there is a fridge. In the middle of the room there is a small carpet, behind the carpet there is a table and three chairs. Over the table there is a window.

Str. 152 / homework: Translate.

- 1) Na stole není žádný ubrus.
= There isn't any tablecloth on the table.

- 2) Ta kočka se chystá vypít trochu mléka.
= The cat is going to drink a bit of milk.
- 3) Jsou na okně (nějaké) záclony?
= **Are there** any curtains on the window?
- 4) Ve dřezu je malá miska.
= **There is** a small bowl in the sink.
- 5) Je zde koš na odpadky?
= **Is there** a rubbish bin here?