



*S námi se domluví každý...*

# ANGLIČTINA

pro mladší školáky  
v JAZYKOVÉM STUDIU ROLINO  
ve školním roce 2020/21




\* 21.-40. lekce – 2. pololetí \*

## 33. lekce - klíč

Student: \_\_\_\_\_

Určeno pro výuku cizích jazyků studentů pod vedením lektorů z Jazykového studia ROLINO.



Prague Write today's date.

**Drilem:**

- \* třídy pravidelných sloves
- \* klad, otázka a zápor v přítomném a minulém čase
- \* "can, may, must" - klad, otázka, zápor
- \* určování času (What time is it?), jazyky a země
- \* budoucnost "WILL" - klad, otázka, zápor
- \* rozkaz v ostatních osobách (klad i zápor), "some, any, no" - složeniny
- \* minulý čas - perfektní minulost (aktuální minulost) - klad, otázka, zápor
- \* srovnání minulých časů - perfekta a préterita
- \* vazba "there is, there are"
- \* St Nicholas, Christmas, London - vocabulary

**1. Doplňte tak, aby text dával smysl:**

*Můžete využít následující slova a slovní spojení:*

DO, MAKE, PREPARE, BUY, AT HOME, NICE, ON, MAY, FOR EXAMPLE, COOK, CLEAN THE ROOM, BUY FLOWERS

**Mother's Day**

We **celebrate** Mother's Day **on** ..... Sunday in **May** ..... We **must be** very **nice** ..... to our mother, we **can** **do** ..... some housework for her, **for example** ..... we **can** **cook** ..... dinner or **help** her **at home** ..... Young children usually **make** ..... paper hearts at school, the older ones **buy** ..... presents or **clean the room** ..... Father **can** also **prepare** ..... something, for example **buy flowers** .....



## NOVÁ GRAMATIKA: Vazba "BE GOING TO + inf"

*Tato vazba se používá k vyjádření blízké budoucnosti, zejména v případě, kdy se někdo chystá, hodlá něco udělat.*



Kladná oznamovací věta:

Já se chystám odjet.	I am going to leave.
Ty se chystáš odjet.	You are going to leave.
On se chystá odjet.	He is going to leave.
Ona se chystá odjet.	She is going to leave.
My se chystáme odjet.	We are going to leave.
Vy se chystáte odjet.	You are going to leave.
Oni se chystají odjet.	They are going to leave.

### 2. Translate:

1. Tatínek se chystá koupit mamince květiny. 2. Děti se chystají uvařit večeři. 3. My se chystáme uklidit byt. 4. Tom se chystá vyrobit mamince dárek ke Dni matek. 5. Katka se chystá pomáhat mamince doma.

The key is at the end of the lesson.

### 3. Fill in the correct words:

*open, eat, sing, drink, play, jump down, wash*

- The cat **is sitting** on the table. She is going to **jump down** .....
- Tim **is standing** at the window. He is going to **open** ..... it.
- David **is holding** a hamburger in his hand. He is going to **eat** ..... it.
- Kate **is holding** a glass of juice. She is going to **drink** ..... it.
- Teddy and Peter **are** on the playground. They are going to **play** ..... football.
- Daddy **is carrying** a bucket full of hot water and a big sponge. He is going to **wash** ..... his car.
- Auntie **is sitting** at the piano. She is going to **sing** ..... our favourite song.





Describe the picture. See the example.

Při popisu obrázku dbáme 3 základních pravidel:

1. Pro popis rozmístění předmětů či osob používáme vazbu "THERE IS, THERE ARE".

2. Pro popis dějů používáme přítomný čas průběhový.

3. Zachováváme systém, "neskáčeme".



There is a family at the table. There are four people in the family - mother, father, a son and a baby. The father and the son are sitting on the chairs and eating soup. The mother is sitting on the chair, too and she is feeding the baby.

On the left there is a sofa. Over the sofa there is a picture on the wall. There is one window in the room. There are some curtains on the window and a plant outside the window.

On the table there is a tablecloth. There are two plates, a small bowl, some soup in a large dish and a bottle for the baby.

On the floor there is a carpet. On the carpet there is a book for babies. Next to the carpet there are some toys.

The key is at the end of the lesson.

## 4. Try to fill in the correct words:


Nyní si zakryjte popis a pokuste se doplnit slova do textu tak, aby odpovídal obrázku.

There is a **family**..... at the **table**..... There are **four**..... people in the family - mother, father, a son and a **baby**..... The father and the son are **sitting**..... on the chairs and **eating**..... soup. The mother **is sitting** on the **chair**....., too and she **is feeding**..... the baby.



On the left **there is** a **sofa**..... Over the sofa **there is** a **picture**..... on the wall. **There is** one **window**..... in the room. **There are** some **curtains**..... on the window and a plant **outside**..... the window.

On the **table**..... **there is** a tablecloth. **There are** **two**..... plates, a small bowl, some soup in a large dish and a **bottle**..... for the baby.

On the **floor**..... **there is** a carpet. On the carpet **there is** a book for **babies**..... Next to the carpet **there are** some **toys**.....



bowl	[bəʊl]	=	mísa, miska
dish	[dɪʃ]	=	mísa, nádoba, pokrm
<b>feed</b> (fed, fed)	[fi:d, fed, fed]	=	krmit
sofa	[ˈsəʊfə]	=	pohovka, gauč



### Translate:

1. Tatínek a maminka se vás chystají navštívit. 2. Helena se chystá mýt nádobí. 3. Chystáme se jet do zahraničí. 4. Dědeček se chystá přečíst si noviny. 5. Moje sestra ti hodlá ukázat ty fotografie.

The key is at the end of the lesson.

## Str. 142 / cv. 2: Translate.

- 1) Tatínek se chystá koupit mamince květiny.  
= Dad is going to buy flowers for Mum.
- 2) Děti se chystají uvařit večeři.  
= The children are going to cook dinner.
- 3) My se chystáme uklidit byt.  
= We are going to clean the flat.
- 4) Tom se chystá vyrobit mamince dárek ke Dni matek.  
= Tom is going to make a present for his Mum for Mother's Day.
- 5) Katka se chystá pomáhat mamince doma.  
= Kate is going to help Mum at home.

## Str. 143 / Describe the picture. See the example.

např.

**There is** a family on the picture. They **are sitting** at a table in the middle of the room, the father and the son **are eating** soup and the mother **is feeding** the baby. **There is** a carpet on the floor and a window with curtains over the table. On the left **there is** a sofa. Over the sofa **there is** a picture hanging on the wall...

## Str. 144 / homework: Translate.

- 1) Tatínek a maminka se vás chystají navštívit.  
= Dad and Mum are going to visit you.
- 2) Helena se chystá mýt nádobí.  
= Helena is going to wash the dishes.
- 3) Chystáme se jet do zahraničí.  
= We are going to travel abroad.
- 4) Dědeček se chystá přečíst si noviny.  
= Grandpa is going to read the newspaper.
- 5) Moje sestra ti hodlá ukázat ty fotografie.  
= My sister is going to show you the photos.