

S námi se domluví každý...

ANGLIČTINA

pro mladší školáky
v JAZYKOVÉM STUDIU ROLINO
ve školním roce 2020/21



* 21.-36. lekce – 2. pololetí *



36. lekce - klíč

Student: _____

Určeno pro výuku cizích jazyků studentů pod vedením lektorů z Jazykového studia ROLINO.





Prague Write today's date.

Drilem:

- * gramatická písnička: "ANGLICKÁ ABECEDA"
- * gramatická písnička: "OSOBNÍ ZÁJMENA"
- * člen neurčitý "a/an", člen určitý "the"
- * podstatná jména v plurálu
- * gramatická písnička: "PŘIDÁVÁNÍ "-es" U PODSTATNÝCH JMEN V PLURÁLU"
- * neurčitá zájmena "some" a "any"
- * minulý čas (préteritum) sloves: "get, come, bring, give" (otázka+kladná odpověď)

- * **triády pravidelných sloves**
- * **II.tvar triády - minulý čas - préteritum**
- * **triáda slovesa "do"**
- * **otázka plnovýznamových sloves v minulém čase - préteritu**
- * text na téma: "SPRING"
- * text na téma: "Make a present for your Mum!"
- * text na téma: "SUMMER"
- * text na téma: "What can you do on your holiday?"

Write with coloured pencils! *Napiš odpovídající písmeno správnou barvou do příslušného políčka!*

Go down two squares.
* [əu] (black) *

Go down eight squares.
* [si:] (blue) *

Go down five squares.
* [ju:] (green) *

	O							
					V			
							U	
			W					
S								
				C				

Go up five squares.
Then go right four squares.
Then go up one square.
* [vi:] (yellow) *

Go up four squares.
Then go left three squares.
Then go down one square.
* [dablju:] (red) *

Go up two squares.
Then go left nine squares.
* [es] (grey) *



ANGLIČTINA pro mladší školáky v jazykovém studiu ROLINO

Zopakujme si gramatickou písničku "ANGLICKÁ ABECEDA"!
Zpívejme tuto gramatickou písničku zároveň s naší audiokazetou!

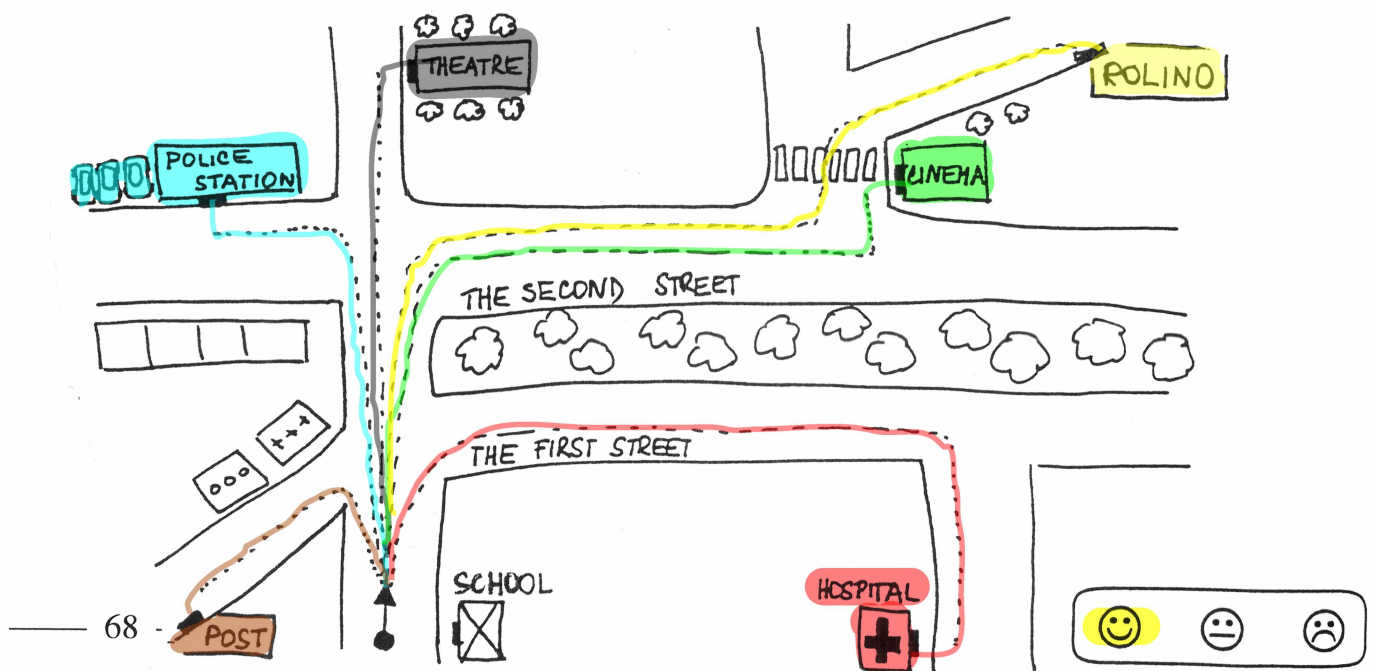
The key is at the end of the lesson.

Nacvičujte následující rozhovory.

Orientujte se v mapce. Dopište chybějící písmena.
Zakreslete správnou barvou pastelky dle textu.

You are standing in front of your school.

- ◆ **Excuse** me, please. How **can** I **get** to the **hospital**?
- ◆ **Go** **straigh**t on. Then **turn** right. Then **go** straight on. Then **turn** right. Then **go** straight on.... **(red)**
- ◆ **Excuse** me, please. How **can** I **get** to the **post office**?
- ◆ **Go** **st**raight on. Then **turn** left. Then **go** **stra**ight on. **(brown)**
- ◆ **Excuse** me, please. How **can** I **get** to the **police station**?
- ◆ **Go** **st**raight on. Then **cross** the first street. Then **go** **stra**ight on. Then **turn** left. **(blue)**
- ◆ **Excuse** me, please. How **can** I **get** to the **cinema**?
- ◆ **Go** straight on. Then **cross** the first **stre**t. Then **go** straight on. Then **turn** right. Then **go** straight on. Then **turn** left.... **(green)**
- ◆ **Excuse** me, **p**lease. **How** **can** I **get** to the **theatre**?
- ◆ **Go** straight on. Then **cross** the first street. Then **go** straight on. Then **cross** the second street. Then **go** straight on.... **(black)**
- ◆ **Excuse** me, please. How **can** I **get** to the **ROLINO language studio**?
- ◆ **Go** straight on. Then **cross** the first **stre**t. Then **go** straight on. Then **turn** right. Then **go** straight on. Then **turn** left. Then **go** straight on. Then **turn** right. Then **go** straight on.... **(yellow)**



Zopakujme si drilem! (in the river, in the sea, in the pond, in the lake - to the seaside)

Jak je to správně? Dopiš, spoj čarou a vybarvi odpovídající obrázek.




Zdůrazňujeme, že děj právě teď probíhá!


* Are your grandparents going to the seaside?
 * No, my grandparents aren't going to the seaside.
 They are going to the mountains.

* Are these three girls swimming in the lake?
 * No, these three girls aren't swimming in the lake.
 These three girls are swimming in the river.

* Are these six friends swimming in the river?
 * No, these six friends aren't swimming in the river.
 They are swimming in the sea.

* Is this boy swimming in the sea?
 * No, this boy isn't swimming in the sea.
This boy is swimming in the pond.





quiz, pl.: quizzes	[kwiz][kwiziz]	= zkouška, test, kviz, hádanka (zkouška důvtipu)
riddle	[ridl]	= hádanka, rébus
airplane	[eəplein]	= letadlo
to fly by airplane		= letět letadlem
Where? ... to the supermarket		= Kam? do supermarketu
Where? ... to the station		= Kam? na nádraží
Where? ... to the airport	[eəpo:t]	= Kam? na letiště

RIDDLE:

Complete:


(Pramen: Almut Bartl: "QUIZ - ENGLISH", Arseditio, München, 1996.)

Question: Where **do** you **go** to fly by airplane?

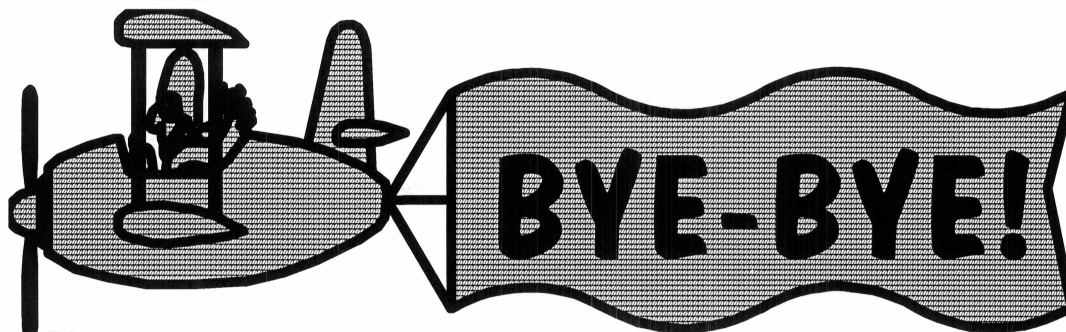
◆ to the supermarket ◆ to the station ◆ to the airport

Answer: _____
to the airport

to the airport



HAVE A NICE HOLIDAY!
SEE YOU IN SEPTEMBER!



Str. 68 / cv. 2: Zopakujme si ROLINO gramatickou písničku „ANGLICKÁ ABECEDA“!

1) **Anglická abeceda**

A B C D E F G
H I J K L M N O P
Q R S
T U V
W X Y Z

Now you know my alphabet,
tell me, what you think of that.