



S námi se domluví každý...

ANGLIČTINA

pro (starší před) školáčky
v JAZYKOVÉM STUDIU ROLINO
ve školním roce 2020/21



* 21.-39. lekce – 2. pololetí *

34. lekce - klíč

Student: _____

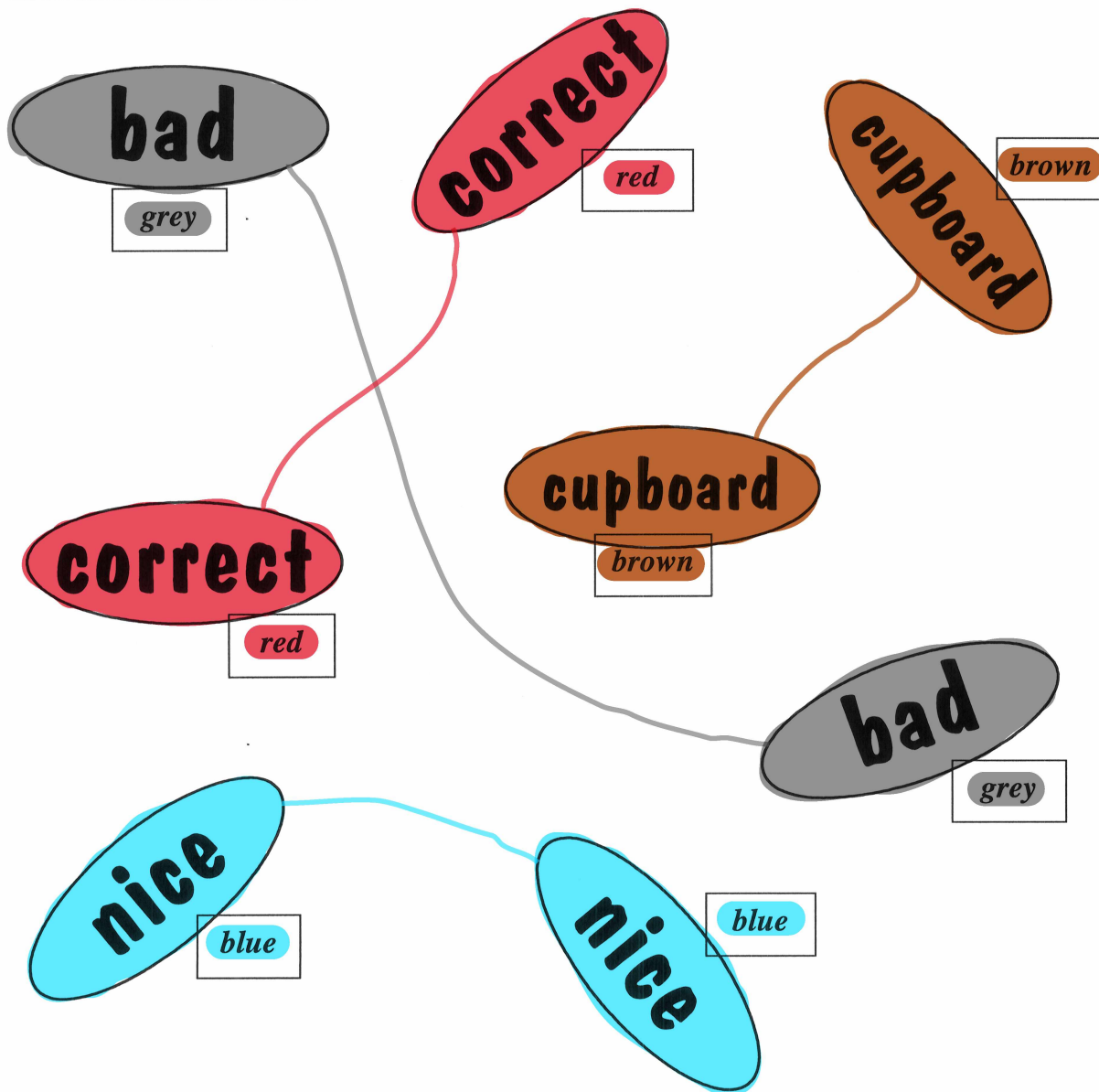
Určeno pro výuku cizích jazyků studentů pod vedením lektorů z Jazykového studia ROLINO.





Prague Write today's date.

Jak je to správně? Spoj čarou graficky stejné obrazce. Lektor čte nahlas.
(Jedná se o výbornou pomůcku pro pozdější nácvik čtení!)

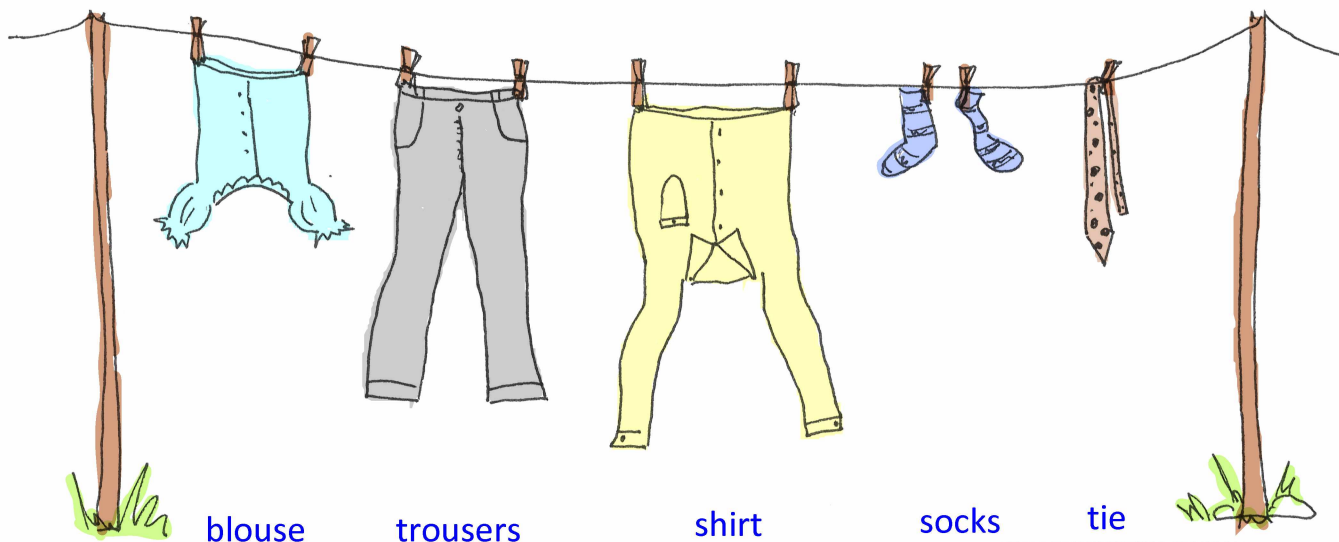




hat	[hæt]	= klobouk
cap	[kæp]	= čepice
skirt	[skɑ:t]	= sukně
blouse	[blauz]	= blůza, halenka
trousers	[trauzəs]	= kalhoty
shirt	[šə:t]	= košile
T-shirt	[ti:šə:t]	= tričko
socks	[soks]	= ponožky
tie	[tai]	= kravata

Read.

"Čti podle obrázků!"



blouse

trousers

shirt

socks

tie



GRAMMAR

"to be" - minulý čas

ve 2.os. sg. a v 1., 2., 3. os. pl.

*** OTÁZKA ***


Were you happy?	= Byl jsi (ty) šťastný?
Were we old?	= Byli jsme (my) staří?
Were you young?	= Byli jste (vy) mladí?
Were they bad?	= Byli (oni) zlí?

Choose and colour.


Put a (✓) under the correct picture.

WHEN? YESTERDAY.


(1) THREE GIRLS
Which one **was** bad?



(2) FOUR BOYS
Which one **was** nice?



(3) FOUR UNCLES
Which one **was** old?



(4) THREE AUNTS
Which one **was** young?





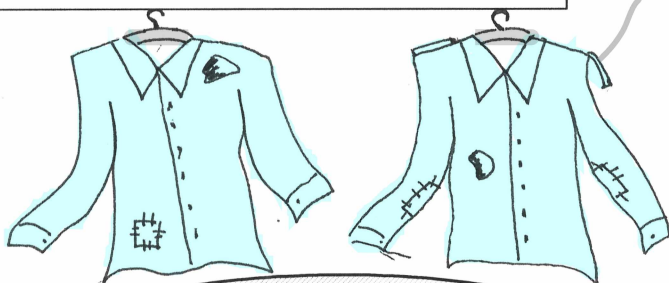
Jak je to správně? Spoj a vymaluj odpovídající obrázek.

LOOK AND FIND! OLD OR NEW?

WHEN? YESTERDAY.

- * **Were** two shirts old?
- * Yes, two shirts **were** old.

- * **Were** two skirts new?
- * Yes, two skirts **were** new.



Choose and colour.
Put a (✓) under the correct picture.

WHEN? YESTERDAY.

◆ **TWO CAPS**
Which one **was** new?

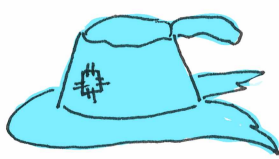


pink



grey

◆ **THREE HATS**
Which one **was** old?



blue



green



red

