



S námi se domluví každý...

ANGLIČTINA

pro nejmladší školáky
v JAZYKOVÉM STUDIU ROLINO
ve školním roce 2020/21



* 21.-38. lekce – 2. pololetí *



29. lekce - klíč

Student: _____



ANGLIČTINA pro nejmladší školáky v jazykovém studiu ROLINO






Prague Write today's date.

Drilem:

- * střídáme průběhový přítomný čas a prostý přítomný čas
- * "Which is/was bigger?"
- * "Can you find ... ?" - "Yes, I can." // "No, I can't."
- * "Who is it (are they) for?" // "Who was it (were they) for?"
- * minulý čas (préteritum) sloves: "get, come, bring" (otázka+kladná odpověď)
- * přivlastňování: "Tom's ball", "Jane's doll"
- * 2. a 3. stupeň krátkých přídavných jmen: "old / older / the oldest, young / younger / the youngest, small / smaller / the smallest, tall / taller / the tallest, long / longer / the longest, short / shorter / the shortest, fast / faster / the fastest, slow / slower / the slowest, big / bigger / the biggest, sad / sadder / the saddest, fat / fatter / the fattest, slim / slimmer / the slimmest, thin / thinner / the thinnest, happy / happier / the happiest, easy / easier / the easiest, dirty / dirtier / the dirtiest"
- * řadové číslovky: "first, second, third, fourth, fifth, sixth, seventh"
- * vyjmenovat za sebou všech dvanáct měsíců v roce česky i anglicky
- * zopakovat texty: "EASTER MONDAY IN PRAGUE" (str. 25), "EASTER" (str. 26), "EASTER PRESENT" (str. 28+29)



custom	[kastəm]	=	zvyk
It must be funny!	[fani]	=	To musí být legrační!

Nejprve doplňte chybějící písmena a pak reprodukuje následující rozhovor.

Two boys, Tom and John, **are talking** about Easter.
John **is** an English boy, Tom **is** a Czech boy.

John: ♦ Why **do** the boys **spank** the girls with a **ro**d every Easter **Mon**day?

Tom: ♦ It **is** a Czech custom. The girls always **gi**ve us **Ea**ster eggs and **some**times they **dren**ch us, too.

John: ♦ It **mu**st **be** funny!
How many Easter **eg**gs **did** you **ge**t last year?

Tom: ♦ I **got** three. One **fr**om my mother, one from my **si**ster and one from my **frie**nd Kate.


John: ♦ **Di**d the girls **dren**ch you?

Tom: ♦ My friend Kate **did**, but my **m**other and my sister **didn't**.

Obsah rozhovoru nakresli na papír.



The key is at the end of the lesson.



chocolate ice cream	[čokolat]	= čokoládová zmrzlina
He is looking at Alice.		= On se (právě) dívá na Alici.
bike	[baik]	= jízdní kolo
ride	[raid]	= jet, jezdit
hold	[həuld]	= držet
hand	[hænd]	= ruka
he in his right hand		= on ve své pravé ruce
crash	[kræš]	= vrazit, narazit
He is crashing into the tree.		= On (právě) naráží do stromu.
Alice is giving <u>him</u>		= Alice <u>mu</u> (právě) dává
Tom is giving <u>her</u>		= Tom <u>jí</u> (právě) dává

TEXT
Complete.

Alice's birthday

(1) It's Alice's birthday today.
 Alice **has** a very big chocolate ice cream.
 She **likes** ice cream.
 Tom **likes** ice cream, too.
 Tom **is looking** at Alice.
 He **is** very hungry.


(2) Tom **has** a new bike.
 His new bike **is** blue.

(3) Tom **is holding** a flower in his right hand. He **is riding** his new bike very fast.


(4) Crash!
Tom **is crashi**ng into
the tree.



(5) Tom **is sit**ting under the tree.
He **isn't** very happy. He **is** sad.



(6) Alice **is gi**v ing him her ice cream.
Tom **is gi**ving her a flo-**w** er.
They **are** ha**p** py.



Answer and complete. Look at the picture "one".



- ◆ **Does** Alice **have** a very big chocolate ice cream?
- ◆ Yes, Alice **has** a very big chocolate ice cream.

- ◆ **Does** Tom **have** a very big chocolate ice cream?
- ◆ No, Tom **doesn't** **have** a very big chocolate ice cream.
Alice **has** a very big chocolate **ice** cream.

Answer and complete. Look at the picture "three".



- ◆ **Is** Tom **holding** a flower in his right hand?
- ◆ Yes, Tom **is** **holding** a flower in his right hand.

◆ *Is Alice holding a flower in her right hand?*
 ◆ No, Alice isn't holding a flower in her right hand.
 Tom is holding a flower in his right hand.

◆ *Is Alice riding her bike very fast?*
 ◆ No, Alice isn't riding her bike very fast.
 Tom is riding his bike very fast.



Answer and complete. Look at the picture "six".


◆ *Are they sad?*
 ◆ No, they aren't sad.
 They are happy.





Zopakujme si předložky. V učebně schováme velikonoční vajíčka. Otázka + odpověď.
"in, behind, in front of, on, under, beside, next to, between"

Děti utvoří zástup a předvádí následující činnosti:

1)The first child is jumping. 2)The second child is dancing. 3)The third child is walking. 4)The fourth child is sitting. 5)The fifth child is sleeping.



Draw!
 1)The first ice cream is small. This ice cream is green.
 2)The second ice cream is smaller than the first ice cream. This ice cream is red.
 3)The third ice cream is the smallest of all. This ice cream is yellow.



Str. 37 / cv. 2: Obsah rozhovoru nakresli na papír.

