



ANGLIČTINA

pro mladší školáky
v JAZYKOVÉM STUDIU ROLINO
ve školním roce 2020/21




* 21.-36. lekce – 2. pololetí *



28. lekce - klíč

Student: _____





Prague Write today's date.

The key is at the end of the lesson.

Zopakujme si texty "EASTER MONDAY IN PRAGUE", "EASTER PRESENT"!

Procvičujte následující rozhovory ve dvojicích! Případně doplňte chybějící písmena!

Two girls, Jane and Kate, **are talking** about Easter: Jane **is** an English girl, Kate **is** Czech.

Jane: How many Easter eggs **do you have**, Kate?

Kate: I **have** five. The **red** one **is** for my father, the **blue** one **is** for my brother, the **yellow** one **is** for my friend Tom, the **green** one **is** for my friend John and the **orange** one **is** for my friend Mike.

Jane: **Do** the boys always **spank** you with a rod on Easter Monday?

Kate: Yes, they **do**. And the girls **give** them Easter eggs. And sometimes they **drench** boys after lunch.

Jane: It **must be** fun!

Kate: Yes, it **is**. This year you **can try** it, too!

Two boys, Tom and John, **are talking** about Easter.
John **is** an English boy, Tom **is** a Czech boy.

John: ♦ Why **do** the **boys** **spank** the **girls** **with** a **rod** every **Easter Monday**?

Tom: ♦ It **is** a **CZ**ech **CU**stom. The **gi**rls **alway**s **gi**ve us **Ea**ster eggs and **some**time**s** they **dren**ch us, too.

John: ♦ It **mu**st **be** fun**ny**! How **ma**ny **Ea**ster **eg**gs **di**d you **ge**t last **ye**ar?

Tom: ♦ I **got** **thr**ee. One **fr**om my **mo**t**h**er, one **fr**om my **si**ster and one from my **fr**iend Kate.

John: ♦ **Di**d the **gi**rls **dren**ch you?

Tom: ♦ My **fr**iend Kate **di**d, but my **mo**ther and my **si**ster **di**dn't



ZOPAKUJ si text "EASTER"!

The key is at the end of the lesson.



Complete.

full moon		= úplněk
willow	[ˈwɪləʊ]	= vrba
reward	[riˈwɔ:d]	= odměnit
They are rewarded with coloured eggs.		= Jsou odměněni barevnými vajíčky.
ribbon	[ˈrɪbən]	= stuha
symbol	[ˈsɪmbəl]	= symbol

REPEAT!

Do textu doplň správně vždy jedno z následujících slov:
 * go * are * celebrate * rewarded * spank * drench *

We celebrate Easter on Sunday and Monday after the first spring full moon.

On Monday morning boys go around with a rod made of willow branches to spank girls.

They are rewarded with coloured eggs or ribbons. After lunch girls can drench boys.

The symbols of Easter are also the symbols of spring - a lamb or a yellow chick.

Jak je to správně? ... Napiš třídy sloves a přelož je. Jestliže III. člen třídy nezní dobře česky, napiš "K".





I. <u>wait</u> = čekat
II. <u>waited</u> = <u>čekal</u>
III. <u>waited</u> = <u>K</u>

I. <u>visit</u> = navštívit
II. <u>visited</u> = <u>navštívil</u>
III. <u>visited</u> = <u>navštívený</u>

I. <u>watch</u> = dívat se (na TV)
II. <u>watched</u> = <u>díval se</u>
III. <u>watched</u> = <u>K</u>

I. <u>call</u> = volat
II. <u>called</u> = <u>volal</u>
III. <u>called</u> = <u>volaný</u>





COMPLETE

Aktivně probraná slovní zásoba

(25) - (28)

SLOVESA

bind	[baɪnd]	= svázat
bring	[brɪŋ]	= přinést
catch	[kæʃ]	= chytit
colour	[kʌlə]	= vybarvit
cut out		= vystříhnout
cut	[kʌt]	= stříhat
drench	[drenʃ]	= polít, namočit
give	[gɪv]	= dát
need	[ni:d]	= potřebovat
put	[pʊt]	= dát, položit
reward	[ri'wɔ:d]	= odměnit
spank	[spænk]	= šlehat, plácnout
stick together	[stɪk] [tə'geðə]	= slepit dohromady
wait	[weɪt]	= čekat

JE TŘEBA DRILEM JEŠTĚ ZOPAKOVAT:



PODSTATNÁ JMÉNA

bunny <i>bunnies</i>	(Pl.: [bani])	= zajíček (pl.: zajíčci)
bush	[buš]	= keř
coloured felt-pen	[feltpen]	= barevný fix
coloured pencil	[pensl]	= barevná pastelka
Easter	[i:stə]	= Velikonoce
Easter bunny	[,i:stə' bani]	= velikonoční zajíček
Easter cake	[,i:stə' keik]	= mazanec
Easter egg	[,i:stə' eg]	= velikonoční vajíčko
Easter Monday	[,i:stə' mandɪ]	= Velikonoční pondělí
Easter present	[preznt]	= velikonoční dárek
full moon		= úplněk
glue	[glu:]	= lepidlo
grass	[gra:s]	= tráva
leaf (Pl.: leaves)	[li:f][li:vz]	= list (pl.: listy)
lunch	[lanč/lanš]	= oběd
ribbon	[ribən]	= stužka
rod	[rod]	= prut, metla
scissors	[sizəz]	= nůžky
skewer	[skjuə]	= špejle
song	[soŋ]	= písnička
stone	[stəun]	= kámen
symbol	[ˈsimbl]	= symbol
tree	[tri:]	= strom

JE TŘEBA DRILEM JEŠTĚ ZOPAKOVAT:



OSTATNÍ SLOVNÍ ZÁSoba



..., but we can feel that spring is coming .	= ... ale cítíme, že jaro (právě teď) přichází.
Bind the ribbon.	= Přivaž stužku.
Colour each Easter lamb on one side.	= Vybarvi každého velikonočního beránka na jedné straně.
Do the boys always spank you with a rod?	= Šlehají tě vždycky kluci metlou?
each lamb	= každý beránek
It is a very cold month.	= Je to velmi studený měsíc.
It is usually still very cold and windy.	= Obvykle je ještě velmi chladno a větrno.
It must be fun!	= To musí být legrace!
It usually snows .	= Obvykle sněží.
on one side	= na jedné straně
Put two skewers between these two Easter lambs.	= Dej dvě špejle mezi tyto dva velikonoční beránky.
ROLINO language studio	= ROLINO jazykové studio
Stick them together .	= Slep je dohromady.
The days get slowly longer .	= Dny se pomalu prodlužují.
the first month of the year	= první měsíc v roce
the fourth month	= čtvrtý měsíc
The frost is very hard.	= Mráz je velmi tvrdý.
the second month	= druhý měsíc
the third month	= třetí měsíc
The weather is not very warm yet.	= Počasí ještě není moc teplé.
They are rewarded with coloured eggs.	= Jsou odměněni barevnými vajíčky.



ANGLIČTINA pro mladší školáky v jazykovém studiu ROLINO

together	= dohromady
Two girls are talking about Easter.	= Dvě dívky si (právě teď) povídají o Velikonocích.
What do you need?	= Co potřebuješ?
WHERE? - behind the box	= KDE? za krabicí
WHERE? - beside the box	= KDE? vedle krabice
WHERE? - between the box and the bag	= KDE? mezi krabicí a taškou
WHERE? - in front of the box	= KDE? před krabicí
WHERE? - in the box	= KDE? v krabici
WHERE? - next to the box	= KDE? vedle krabice
WHERE? - on the box	= KDE? na krabici
WHERE? - under the box	= KDE? pod krabicí
with the rod	= prutem, metlou

JE TŘEBA DRILEM JEŠTĚ ZOPAKOVAT:



Str. 31 / cv.: Zopakujme si texty „Easter Monday in Prague“, „Easter present“

- 1) Boys **are getting ready** to sing Easter songs.
- 2) Boys **are singing** Easter songs.
- 3) Boys **are catching** girls.
- 4) Boys **are spanking** girls with the rod.
- 5) Girls **are giving** Easter eggs to boys.
- 6) After lunch, girls **can drench** boys.

What **do you need**?

I **need** a ribbon, skewers, coloured felt-pens or coloured pencils, scissors and glue.

- 1) **Cut out** two Easter lambs with your scissors.
- 2) **Colour** each Easter lamb on one side.
- 3) **Put** two skewers between these two Easter lambs and **stick them together**.
- 4) **Bind** the ribbon to the skewers.
- 5) Now your Easter present **is** ready.
- 6) **Give** it to your mother and father or to your friend.

Str. 32 / cv.: Zopakujme si text „Easter“!

We **celebrate** Easter on Sunday and Monday after the first spring full moon.

On Monday morning boys **go** around with a rod made of willow branches to spank girls. They **sing** Easter songs.

They **are rewarded** with coloured eggs or ribbons.

In the afternoon girls **can drench** boys.

The symbols of Easter **are** also the symbols of spring - a lamb or a yellow chick.