





*S námi se domluví každý...*

# ANGLIČTINA

pro starší školáky  
v JAZYKOVÉM STUDIU ROLINO  
ve školním roce 2020/21




\* 21.-40. lekce – 2. pololetí \*

## 26. lekce - klíč

Student: \_\_\_\_\_



# ANGLIČTINA pro starší školáky v jazykovém studiu ROLINO



---

---

---

---

---

---

---

---



Prague Write today's date.

- Drilem:**
- \* plnovýznamová slovesa - klad, otázka a zápor v přítomném, budoucím a minulém čase - préteritu
  - \* "some, any, no"
  - \* minulý čas - perfektnum
  - \* rychlé střídání časových rovin - budoucí čas, přítomný čas, minulý čas (perfektnum a préteritu)
  - \* zvrtná zájmena, zdůrazňovací zájmena, zvrtná slovesa
  - \* způsobová slovesa "can, may, must" - klad, otázka, zápor v přítomném čase
  - \* podmínka přítomná a minulý čas - préteritu způsobového slovesa "can"
  - \* tázací dovětky (že ano, že ne), potvrzovací výroky (on také, on také ne)
  - \* podmínka přítomná, podmínka minulá
  - \* slovní zásoba "St. Nicholas, Christmas, cooking, restaurant"
  - \* minulý čas průběhový
  - \* opis způsobového slovesa "MUST" = "HAVE TO" (přítomný a minulý čas)

## 1. Translate:

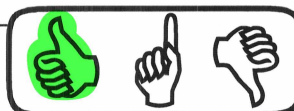
1. Včera jsem nemusel nic dělat. = I didn't have to do anything yesterday.
2. Na koho jste museli čekat? = Who did you have to wait for?
3. Musel jsem všechno odnést. (= vzít pryč) = I had to take away everything.
4. Musela si to pamatovat. = She had to remember it.
5. Musel ses na něco ptát? = Did you have to ask about anything?



## 2 Vyberte správnou variantu a ústně přeložte do češtiny:

1. What did he have / had / has to do / did / done last Friday?
2. Had you / Did you have / Do you have to work overtime yesterday?
3. He needn't / didn't have / doesn't had to pay / paid / pays for the drink last night.

The key is at the end of the lesson.



## Nová gramatika: **Opis způsobového slovesa "MUST" - budoucí čas**

*Opis "HAVE TO" je stejný pro všechny osoby:*

On bude muset jít.

He will have to go.

Bude muset jít?

Will he have to go?

On nebude muset jít.

He won't have to go.



3

**Translate:**

1. Budeme jim muset zavolat.

= We will have to call them.

2. Budeš se ho na to muset zeptat.

= You will have to ask him about it.

3. Tvůj bratr bude muset studovat pilněji.

= Your brother will have to study harder.

4. Budu muset požádat své rodiče o nějaké peníze.

= I will have to ask my parents for some money.

5. V kolik hodin budeš muset vstávat?

= What time will you have to get up?

6. Budeš muset pracovat přesčas?

= Will you have to work overtime?

7. Jak dlouho budu muset tohle poslouchat?

= How long will I have to listen to this?

### 4. What will you have to do tomorrow?



např.

1. At 7.00 a.m. I will have to get up.

2. At 7.30 a.m. I will have to have breakfast.

3. At 8.00 a.m. I will have to go to school.

4. At 9.00 a.m. I will have to study.


5. At 11.30 a.m. I will have to have lunch.

6. At 2.00 p.m. I will have to go home.



**5. Doplňte dle kontextu tak, aby text dával smysl. Použijte opis v budoucnosti.**

1. It **is raining**. We ..... **will have to** ..... **take** our umbrellas.
2. Tomorrow I ..... **will have to** ..... **do** a lot of homework, then I ..... **will have to** ..... **go shopping** and in the evening I... **will have to** ..... **wash up!**
3. How much money ..... **will you have to** ..... **give** them? - Oh, not much. 50 crowns **will be** OK.
4. .... **Will I have to** ..... **do** my homework this afternoon? - Of course you **will!** You **mustn't be** lazy!
5. How many times a day ..... **will you have to** ..... **take** these tablets?
6. Tomorrow I ..... **will have to go** ..... to school.
7. To earn 15 000 crowns she ..... **will have to sleep** ..... 9 hours every day.
8. He ..... **will have to go** ..... by bus, because he **has missed** his train.
9. My sister **is** ill. She ..... **will have to stay** ..... in bed for two weeks.
10. I **have spent** all my money. I ... **will have to borrow** ..... some from my friend.


**Read: "BREATHING"**


Just like every other animal, you **need** oxygen to live. Oxygen **is** a gas in the air you **breathe**.

You **breathe in** air through your nose or mouth. It **goes** down the throat in a tube called the trachea.

Air **enters** each lung through a bronchial tube.



Each lung **is** like a balloon with many tiny pockets surrounded by small blood vessels. The blood in these vessels **takes** oxygen from the air and **carries** it to all the cells of the body.

When you **exercise**, your body **needs** more oxygen than when you **are sitting** still. That **is** why you **are breathing** heavily during a race.



COMPLETE

<b>breathe</b>	[bri:θ]	= dýchat
<b>breathe in</b>		= vdechnout
bronchial tube	['brɒŋkiəl...]	= průduška
<b>carry</b>	['kæri]	= nést, nosit
cell	[sel]	= buňka
<b>enter</b>	['entə]	= vstoupit
<b>exercise</b>	['eksəsaiz]	= cvičit
gas	[gæs]	= plyn
heavily	['hevili]	= těžce
lung	[lan]	= plíce
oxygen	['ɒksidʒən]	= kyslík
race	[reis]	= závod
still	[stil]	= nehybně, v klidu
<b>surround</b>	[sə'raund]	= obklopit
throat	[θrəʊt]	= hrdlo
through	[θru:]	= skrz, přes
tiny	['tainy]	= maličký, drobný
trachea	[trə'ki:ə]	= průdušnice
tube	[tju:b]	= trubice
vessel	['vesl]	= céva



### Fill in the correct word:

You **need** **oxygen** to live. Oxygen **is** a **gas** in the **air** you **breathe**. You **breathe in** in air through your **nose** or **mouth**. It **goes** down the throat in a tube called the trachea. Air **enters** each **lung** through a bronchial tube. Each lung **is** like a balloon with many tiny pockets surrounded by small blood vessels. The **blood** in these vessels **takes** **oxygen** from the air and **carries** it to all the **cells** of the body.



Str. 105 / cv. 2: Ústně přeložte do češtiny.

- 1) What did he have to do last Friday?  
= Co musel dělat minulý pátek?
- 2) Did you have to work overtime yesterday?  
= Musel jsi včera pracovat přesčas?
- 3) He didn't have to pay for the drink last night.  
= On nemusel včera platit za to pití.