


S námi se domluví každý...

# ANGLIČTINA

pro nejmladší školáky  
v JAZYKOVÉM STUDIU ROLINO  
ve školním roce 2020/21




\* 21.-36. lekce – 2. pololetí \*



## 27. lekce - klíč

Student: \_\_\_\_\_




---

---

---

---

---

---

---

---




Prague Write today's date.

- Drilem:**
- \* gramatická písnička: "ANGLICKÁ ABECEDA"
  - \* gramatická písnička: "OSOBNÍ ZÁJMENA"
  - \* člen neurčitý "a/an", člen určitý "the"
  - \* podstatná jména v plurálu
  - \* gramatická písnička: "PŘIDÁVÁNÍ "-es" U PODSTATNÝCH JMEN V PLURÁLU"
  - \* neurčitá zájmena "some" a "any"
  - \* minulý čas (préteritum) sloves: "get, come, bring, give" (otázka+kladná odpověď)
- \* triády pravidelných sloves**
- \* II.tvar triády - minulý čas - préteritum**

**ZOPAKUJ si text "EASTER MONDAY IN PRAGUE"!**

The key is at the end of the lesson.



**Complete.**

<b>catch</b>	[kæč]	=	chytit, chytat
<b>spank</b>	[spænk]	=	plácnout, plácát
<b>rod</b>	[rod]	=	prut, metla
<b>with the rod</b>		=	<b>prutem, metlou</b>
<b>drench</b>	[drenš]	=	polít

**REPEAT!**


**Do textu doplň správně vždy jedno z následujících slov:**

\* catching \* getting \* giving \* spanking \* drench \* singing \*

- (1) Boys **are getting** ----- ready to sing Easter songs.
- (2) Boys **are singing** ----- Easter songs.
- (3) Boys **are catching** ----- girls.
- (4) Boys **are spanking** ----- girls with the rod.
- (5) Girls **are giving** ----- Easter eggs to boys.
- (6) After lunch, girls **can drench** ----- boys.







**Complete.**

<b>need</b>	[ni:d]	= <b>potřebovat</b>
coloured felt-pen	[feltpen]	= <b>barevný fix</b>
coloured pencil	[pensl]	= barevná tužka (pastelka)
scissors	[sizəz]	= nůžky
glue	[glu:]	= lepidlo
ribbon	[ribən]	= stuha
skewer	[skjuə]	= špejle
<b>cut</b>	[kat]	= stříhat
<b>cut out</b>		= vystříhnout
<b>colour</b>	[kalə]	= <b>vybarvit</b>
each egg	[i:č][eg]	= každé vajíčko
on one side	[said]	= na jedné straně
<b>put</b>	[put]	= dát, dávat
<b>stick together</b>	[stik] [tə'geðə]	= slepit
<b>bind</b>	[baind]	= uvázat
Easter present	[preznt]	= <b>velikonoční dárek</b>

## EASTER PRESENT

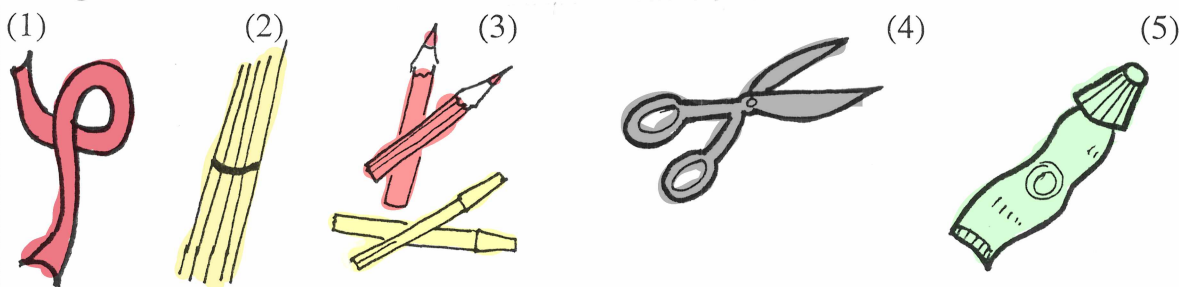
for your mother and father  
or for your friend

**Complete:**


Co potřebuješ? = Wha t **do** yo\_u **nee**d?

Já potřebuji stuhu, špejle, barevné fixy nebo barevné pastelky, nůžky a lepidlo. = I **nee**d a ribbon, skewers, colourred felt-pens or coloured pencils, scissors and glue.


1) I **need** a ribbon<sup>(1)</sup>, skewers<sup>(2)</sup>, coloured felt-pens or coloured pencils<sup>(3)</sup>, scissors<sup>(4)</sup> and glue<sup>(5)</sup>.




2) **Cut out** two Easter lambs with your scissors.



3) **Colour** each Easter lamb on one side.



4) **Put** two skewers between these two Easter lambs and **stick** them together.




5) **Bind** the ribbon to the skewers.




Now your Easter present **is** ready.

**Give** it to your mother and father or to your friend.





Complete.



CZECH	ENGLISH
třetí měsíc v roce	= the third month of the year
Počasí ještě není moc teplé, ale cítíme, že jaro přichází.	= The weather <b>is not</b> very warm yet, but we <b>can feel</b> that spring <b>is coming</b> .

The third month **is** March. The weather **is not** very warm yet, but we **can feel** that spring **is coming**.



Str. 27 / cv.: Zopakuj si text „Easter Monday in Prague“.

- 1) Boys are getting ready to sing Easter songs.
- 2) Boys are singing Easter songs.
- 3) Boys are catching girls.
- 4) Boys are spanking girls with the rod.
- 5) Girls are giving Easter eggs to boys.
- 6) After lunch, girls can drench boys.