


S námi se domluví každý...

ANGLIČTINA

pro (starší před) školáčky
v JAZYKOVÉM STUDIU ROLINO
ve školním roce 2020/21



* 21.-39. lekce – 2. pololetí *

23. lekce - klíč

Student: _____

Určeno pro výuku cizích jazyků studentů pod vedením lektorů z Jazykového studia ROLINO.






Prague Write today's date.

Jak je to správně? Vymaluj jen obrázek, který odpovídá textu.


Obrázek, který textu neodpovídá, škrtni: ✕

<ul style="list-style-type: none"> ◆ Can you <u>see</u> four lemons? ◆ Yes, I <u>can</u>. 		
<ul style="list-style-type: none"> ◆ Can you <u>see</u> ten cherries? ◆ No, I <u>can't</u>. I can <u>see</u> six cherries. 		
<ul style="list-style-type: none"> ◆ Can you <u>see</u> two pineapples? ◆ Yes, I <u>can</u>. 		
<ul style="list-style-type: none"> ◆ Can you <u>see</u> nine strawberries? ◆ No, I <u>can't</u>. I can <u>see</u> seven strawberries. 		
<ul style="list-style-type: none"> ◆ Can you <u>see</u> three grapefruits? ◆ Yes, I <u>can</u>. 		
<ul style="list-style-type: none"> ◆ Can you <u>see</u> eight plums? ◆ No, I <u>can't</u>. I can <u>see</u> five plums. 		






vegetables	[vedžitəblz]	=	zelenina
tomato	[tə'ma:təu]	=	rajče
carrot	[kærət]	=	mrkev
potato	[pə'teitəu]	=	brambora
lettuce	[letis]	=	hlávkový salát
broccoli	[brəkəli]	=	brokolice
onion	[anjən]	=	cibule
garlic	[ga:lik]	=	česnek
cucumber	[kju:kambə]	=	okurka
cauliflower	['koli,flauə]	=	květák
spinach	[spinidž]	=	špenát
horrible	[horəbl]	=	strašný, hrozný
lovely	[lavli]	=	báječný, prima
true	[tru:]	=	správný, pravdivý
false	[fo:ls]	=	nesprávný, chybný
this (sg.)	[ðis]	=	tento (sg.)
these (pl.)	[ði:z]	=	tito (pl.)




SINGULÁR X PLURÁL

this carrot (sg.)



= tato mrkev (sg.)


these carrots (pl.)




= tyto mrkve (pl.)

Draw: (Kresli podle diktátu!)


This tomato **is red.**



These five potatoes **are brown.**



These three cucumbers **are green.**



This carrot **is orange.**



Jak je to správně? Spoj čarou a vymaluj odpovídající obrázek.

◆ Can you **see three** cauliflowers?

◆ **No, I can't.**

I can see two cauliflowers.

These cauliflowers **are white** and green.

◆ Can you **see six** carrots?

◆ **Yes, I can.**

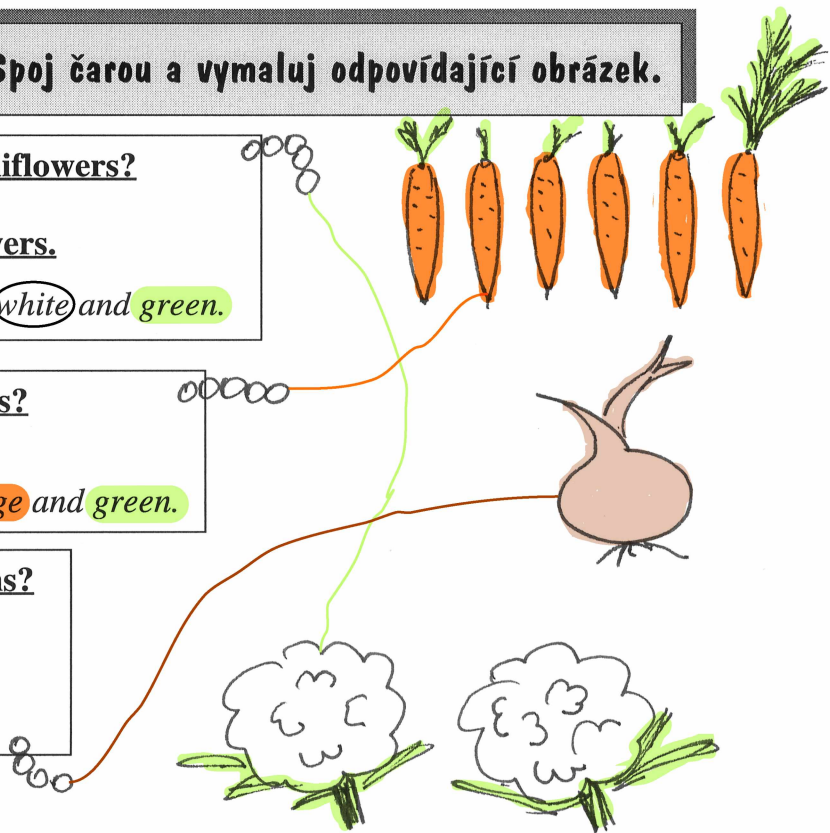
These carrots **are orange** and green.

◆ Can you **see two** onions?

◆ **No, I can't.**

I can see one onion.


This onion **is brown.**



Jak je to správně? Vymaluj odpovídající obrázky.



I like spinach.

- Is it true?
- Yes, it is.



I like lettuce.

- Is it true?
- No, it isn't. It is false. I don't like lettuce.



BYE-BYE!

HOMWORK

Jak je to správně?

- Ke značce ● namaluj zeleninu, kterou máš rád.
- Ke značce ■ namaluj zeleninu, kterou nemáš rád.

např.

● I like:

■ I don't like:

