



*S námi se domluví každý...*

# ANGLIČTINA

pro předškoláčky a malé školáčky  
v JAZYKOVÉM STUDIU ROLINO  
ve školním roce 2020/21

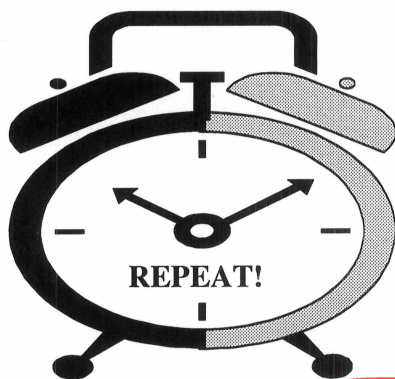


\* 1.-20. lekce – 1. pololetí \*

## **18. lekce - klíč**

Student: \_\_\_\_\_

Určeno pro výuku cizích jazyků studentů pod vedením lektorů z Jazykového studia ROLINO.




Spoj čarou to, co je správné:


A snowman **is** small.

A snowman **is** big.

A present **is** small  
and **red.**

A present **is** big  
and **yellow.**





<b>ski</b>	[ski:]	= lyžovat, lyže
<b>skate</b>	[skeit]	= bruslit, brusle
<b>often</b>	[ofn]	= často
<b>with me</b>	[wiθ/wið mi:]	= se mnou

<b>it is = it's</b>	= to je
<b>it is not = it isn't</b>	= to není

<b>I often ski.</b>	= Já lyžuji často.
<b>You often ski.</b>	= Ty lyžuješ často. Vy lyžujete často.
<b>The snowman is skiing.</b>	= Ten sněhulák ( <i>právě teď</i> ) lyžuje.
<b>I often skate.</b>	= Já bruslím často.
<b>You often skate.</b>	= Ty bruslíš často. Vy bruslíte často.

**Otázka + záporná odpověď:**

It <b>is</b> a snowflake.	= To je ( <i>nějaká</i> ) sněhová vločka.
* <b>Is</b> it a snowflake?	= Je to ( <i>nějaká</i> ) sněhová vločka?
* <b>No, it isn't.</b>	= Ne, není.
It <b>is</b> a snowman.	= To je ( <i>nějaký</i> ) sněhulák.
* <b>Is</b> it a snowman?	= Je to ( <i>nějaký</i> ) sněhulák?
* <b>No, it isn't.</b>	= Ne, není.

Namaluj správně:

**It is a present.**



\* **Is** the present big?

\* **No, it isn't.**

\* The present **is** small.





Nauč se z paměti:

*It's snowing.*

*The snowman is skiing.*

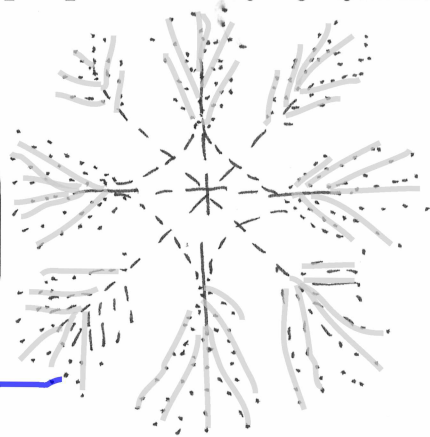
*I often skate, I often ski,  
you often ski with me.*

Namaluj správně:




Jak je to správné:

- \* Is the snowflake red?
- \* No, it isn't.
- \* The snowflake is white.




- \* Is the snowman small?
- \* No, it isn't.
- \* The snowman is big.



- \* Is the tree blue?
- \* No, it isn't.
- \* The tree is green.




**HOMEWORK**



**Draw!**

3 snowflakes



It's snowing.

