




S námi se domluví každý...

ANGLIČTINA

pro mladší školáky
v JAZYKOVÉM STUDIU ROLINO
ve školním roce 2020/21




* 1.-20. lekce – 1. pololetí *



19. lekce - klíč

Student: _____






Prague, Write today's date.

Jak je to správně? Dopište správnou odpověď a vymalujte jen obrázek, který odpovídá textu. Obrázek, který textu neodpovídá, škrtněte:

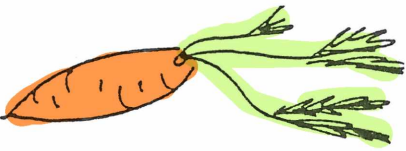



<p>◆ Can you see four lemons?</p> <p>◆ Yes, I can _____.</p>		
<p>◆ Can you see ten cherries?</p> <p>◆ No, I can't _____.</p> <p>I can see six cherries _____.</p>		
<p>◆ Can you see two pineapples?</p> <p>◆ Yes, I can _____.</p>		
<p>◆ Can you see nine strawberries?</p> <p>◆ No, I can't _____.</p> <p>I can see seven strawberries _____.</p>		
<p>◆ Can you see three grapefruits?</p> <p>◆ Yes, I can _____.</p>		
<p>◆ Can you see eight plums?</p> <p>◆ No, I can't _____.</p> <p>I can see five plums _____.</p>		





vegetables	[vedžitəbls]	= zelenina
tomato, (pl. tomatoes)	[tə'ma:təu]	= rajče, pl.: rajčata
carrot	[kærət]	= mrkev
potato, (pl. potatoes)	[pə'teitəu]	= brambora, pl.: brambory
salad	[sæləd]	= salát
broccoli	[brøkəli]	= brokolice
onion	[anjən]	= cibule
garlic	[ga:lik]	= česnek
cucumber	[kju:kambə]	= okurka
cauliflower	['kɒli,flauə]	= květák
spinach	[spiniðʒ]	= špenát
capsicum	[kæpsikəm]	= paprika
please	[pli:z]	= prosím
of course	[əv][ko:s]	= samozřejmě
how many	[hau][meni]	= kolik
Here you are.		= Tady máte.
this (sg.)	[ðis]	= tento, tato, toto (sg.)
these (pl.)	[ði:z]	= tyto, tyto, tato (pl.)


SINGULÁR X PLURÁL

this carrot (sg.)		= tato mrkev (sg.)
this onion (sg.)		= tato cibule (sg.)
these carrots (pl.)		= tyto mrkve (pl.)
these onions (pl.)		= tyto cibule (pl.)





**Kladná a záporná věta
ve 3. osobě singuláru**


He likes biscuits.	=	On má rád sušenky.
He doesn't like biscuits.	=	On <u>nemá</u> rád sušenky.
She likes chocolate.	=	Ona má ráda čokoládu.
She doesn't like chocolate.	=	Ona <u>nemá</u> ráda čokoládu.

LEARN BY HEART!
- "One, two, three" -

One, two, three,
I **like** dogs
And dogs **like** me.



One, two, three,
I **like** cats
And cats **like** me.




One, two, three,
I **like** friends
And friends **like** me.



It **is** good to have a friend!!!

Nacvičujeme rozhovor.

- Hello, can I **have** some bananas (apples, plums, lemons,), please?
- Yes, of course. How many?
- Seven, please.
- **Here you are.**
- Thank you very much.



These bananas **are** yellow. ➔



DIKTÁT: (Lektor diktuje anglicky, vy píšete anglicky. Potom věty přeložte do češtiny.)

1) How many green pears can you eat? 2) Can you see three cucumbers? 3) This is an onion. 4) These tomatoes are red.

1) How many green pears can you eat?

= Kolik zelených hrušek můžeš sníst?

2) Can you see three cucumbers?



= Vidíš tři okurky?

3) This is an onion.

= Toto je cibule.

4) These tomatoes are red.

= Tato rajčata jsou červená.



Translate!

1. Mohu dostat nějaké meruňky?

= Can I have some apricots?

2. Ano, ovšem, a kolik?

= Yes, of course, how many?

3. Já nemám rád čokoládu.

= I don't like chocolate.



Klíč k dalším cvičením v ROLINKO-učebnicích AJ-Kapka, 1. pololetí, 19. lekce

Str. 89 / cv.: Nacvičujeme rozhovor.

např.

Hello, can I **have** some apples, please?

Yes, of course. How many?

Five, please.

Here you are.

Thank you very much.