




S námi se domluví každý...

ANGLIČTINA

pro předškoláčky a malé školáčky
v JAZYKOVÉM STUDIU ROLINO
ve školním roce 2020/21




* 1.-20. lekce – 2. pololetí *

1. lekce - klíč

Student: _____

Určeno pro výuku cizích jazyků studentů pod vedením lektorů z Jazykového studia ROLINO.



Jak je to správné? ... Spoj a namaluj odpovídající obrázek:

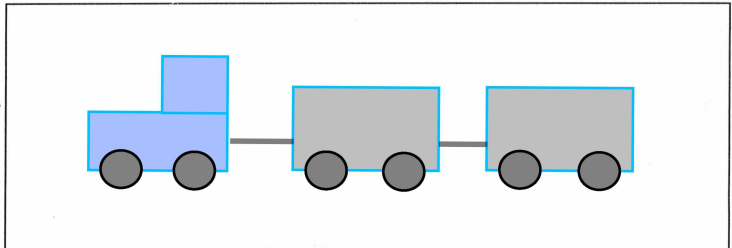
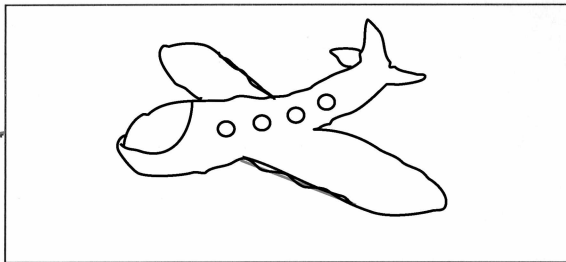
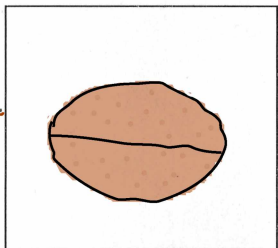


* Is it an apple?
* No, it **isn't**.
* It is an orange.


* Is it an orange?
* No, it **isn't**.
* It is a nut.

* Is it a nut?
* No, it **isn't**.
* It is an apple.

* Is it a car?
* No, it **isn't**.
* It is a train.

* Is it a train?
* No, it **isn't**.
* It is an aeroplane.

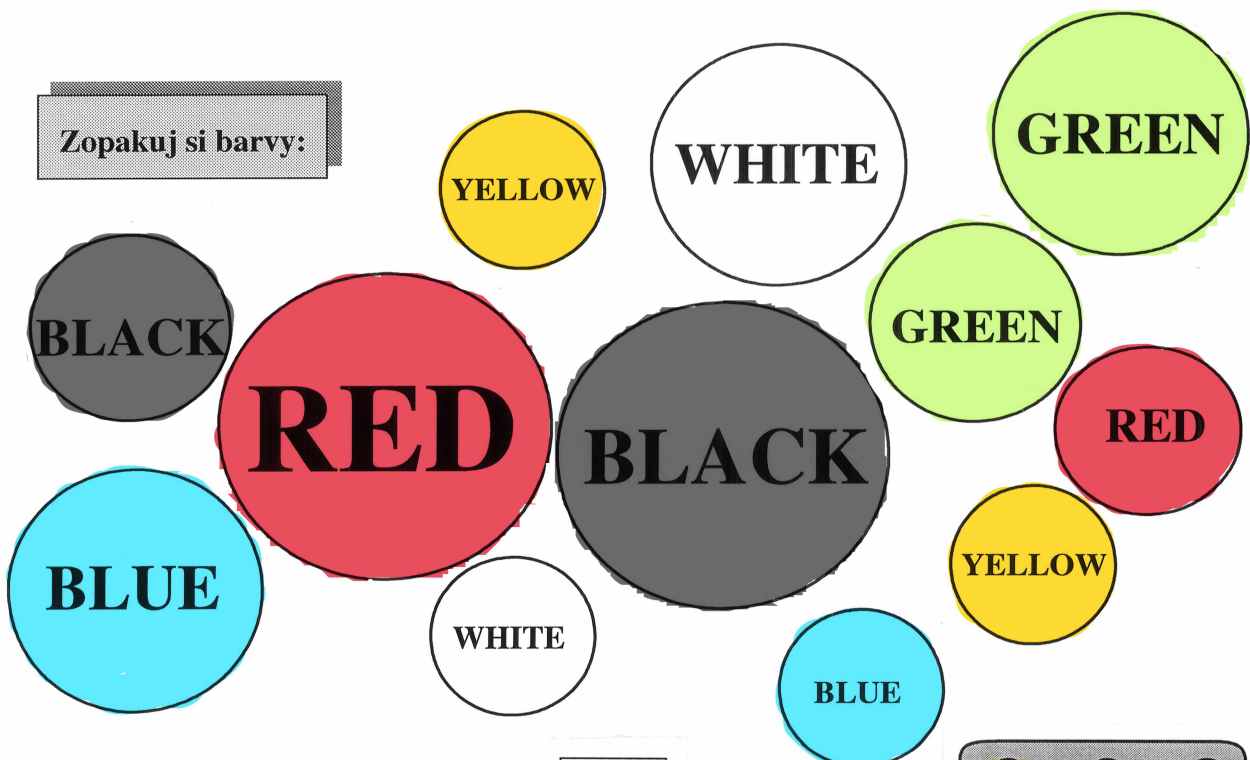




draw	[dro:]	= kreslit
write	[rait]	= psát
I	[ai]	= já
you	[ju:, ju]	= ty, vy
he	[hi:]	= on
she	[ši:]	= ona
we	[wi:]	= my
train	[trein]	= vlak
aeroplane	[eəɾəplein]	= letadlo
pencil	[pensl]	= tužka
clown	[klaun]	= klaun

I always write.		= Já vždycky píšu.
You often draw.		= Ty často kreslíš. Vy často kreslíte.
He often draws.		= On často kreslí.
She always writes.		= Ona vždycky píše.
We write every day.		= My píšeme každý den.

Zopakuj si barvy:






Jak je to správné? ... Spoj a namaluj odpovídající obrázek:


red and black

yellow and blue and red


green and white and blue




Domaluj správně obrázek:




My mother often laughs.



My father often cries.



My grandma often cries.



My grandpa always laughs.



The boy always cries.



The girl always cries.



Jak je to správné:

The clown often **laughs.**


We always **laugh.**

The clown often **jumps.**

The clown always **cries.**

The clown always **plays.**

We often **cry.**



Draw!



She always **cries.**

He often **laughs.**

