



S námi se domluví každý...

ANGLIČTINA

pro nejmladší školáky
v JAZYKOVÉM STUDIU ROLINO
ve školním roce 2020/21



* 1.-19. lekce – 1. pololetí *



14. lekce - klíč

Student: _____





Prague Write today's date.

Zopakujme si TEXT ze stran 46+47+48!

- (1) Lektor text znovu přečte, děti sledují děj dle obrázků.
- (2) Děti čtou text.
- (3) Děti vypráví text z paměti.

The key is at the end of the lesson.


Reaguj rychle! Otázka + odpověď.

Dopiš a vymaluj jen obrázek, který odpovídá textu.

Obrázek, který textu neodpovídá, škrtni: ✗

Děti tvoří o t á z k y ! Vždy se ptají svého kamaráda.

<p><i>I often draw my cat.</i></p> <p>What do _____</p> <p>you often draw _____?</p>		
<p><i>I often draw my dog.</i></p> <p>What do _____</p> <p>you often draw _____?</p>		
<p><i>I often draw my parrot.</i></p> <p>What do _____</p> <p>you often draw _____?</p>		



Christmas	[krisməs]	=	Vánoce
Christmas present		=	vánoční dárek
present for my friend		=	dárek pro mého přítele
puppet	[papit]	=	panenka, panáček, loutka, maňásek
key	[ki:]	=	klíč
holder	[həuldə]	=	držátko, držák
puppet key holder		=	"klíčěnka"
need	[ni:d]	=	potřebovat
wool	[wul]	=	vlna
scissors	[sizəz]	=	nůžky
roll around	[rəul][ə'raund]	=	omotat kolem
cut	[kat]	=	stříhat, řezat
like	[laik]	=	jako
tie	[tai]	=	vázat, převázat
WHERE? in the middle	[midl]	=	KDE? ve středu, v polovině, uprostřed
fold	[fəuld]	=	složit
make	[meik]	=	udělat
ready	[redi]	=	hotový, připravený

CHRISTMAS PRESENT FOR YOUR FRIEND


puppet key holder

Jak je to správně? ... Spoj čarou, dopiš a vymaluj odpovídající obrázek.


Co potřebujete? = What **do** you **need** ?
 My potřebujeme: = We **need** :



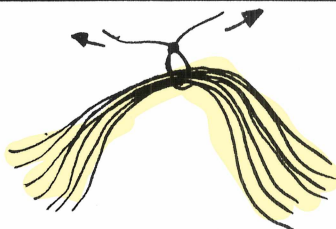
1) **Roll** the wool
around the book.




2) **Cut** the wool
like this.



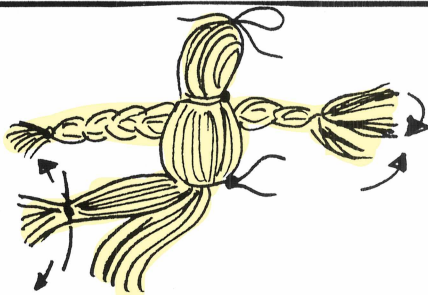
3) **Tie** the wool
in the middle.



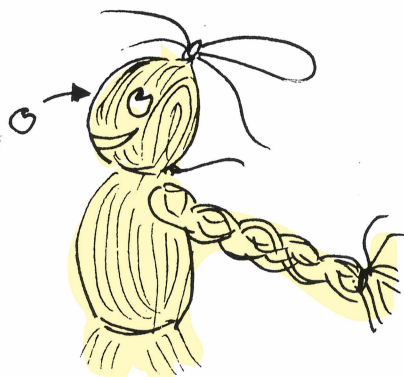
4) **Fold**
and **tie** it.




5) **Make** a puppet
like this.



6) **Put** the eyes.



7) Your puppet
key holder
is ready.



Jak je to správně? ... Spoj čarou a vymaluj odpovídající obrázek.

* **Does** he **roll** the wool **around** the book?

* Yes, he **rolls** the wool **around** the book.

* **Does** he **cut** the wool?



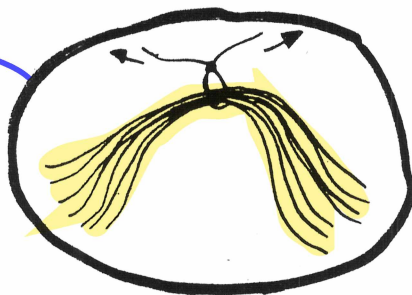

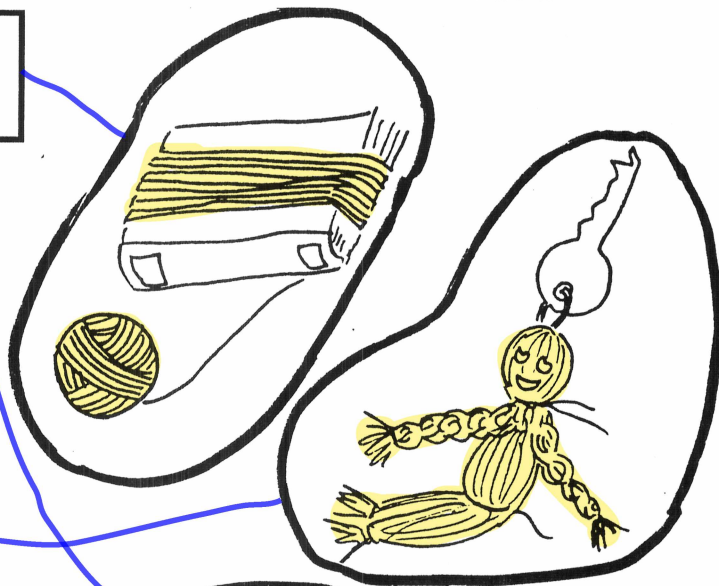
* Yes, he **cuts** the wool.

* **Does** he **tie** the wool in the middle?

* Yes, he **ties** the wool in the middle.

* **Is** his puppet key holder ready?

* Yes, his puppet key holder **is** ready.



Translate!

HOMWORK

1. Proč jeho sestra vždy stříhá tu novou vlnu? = Why **does** his sister
always **cut** the new wool?

2. Byly její nůžky na stole? = Were her scissors on the table?



Str. 49 / cv.: Zopakujme si text ze stran 46 + 47 + 48!

On December 5th we **celebrate** St. Nicholas' Day. Many people **look forward to** this day, but some children **are afraid**.

St. Nicholas, an angel and a devil **are coming**.

St. Nicholas and an angel **are** nice. The white angel **has** a star. The white angel **is smiling**. The black devil **has** two horns and a long tail and a red tongue. The black devil **is** angry.

The black devil **warns** naughty children. The black devil **puts** naughty children in his bag and **takes** them straight down to hell.

Well-behaved children **get** a bag or stocking full of fruits and sweets in the evening of December 5th. Naughty children **get** only coal and potatoes.