



S námi se domluví každý...

ANGLIČTINA

pro nejmladší školáky
v JAZYKOVÉM STUDIU ROLINO
ve školním roce 2020/21



* 1.-19. lekce – 1. pololetí *



18. lekce - klíč

Student: _____



ANGLIČTINA pro nejmladší školáky v jazykovém studiu ROLINO





Prague _____ Write today's date.

Drilem:

- * střídáme průběhový přítomný čas a prostý přítomný čas
- * "Which is/was bigger?"
- * "Can you find ... ?" - "Yes, I can."
- "No, I can't."
- * "There is/are"
- * "Who is it (are they) for?"
- * minulý čas (préteritum) sloves: "get, come, bring" (otázka+kladná odpověď)

Jak je to správně? Dopiš a vymaluj jen obrázek, který odpovídá textu.
Obrázek, který textu neodpovídá, škrtni: X

When?
Yesterday.

<p>◆ Did you bring the old trousers?</p> <p>◆ Yes, I brought the old trousers.</p>		
<p>◆ Did you bring the wet socks?</p> <p>◆ Yes, I brought the wet socks.</p>		
<p>◆ Did your uncle come to see us?</p> <p>◆ Yes, my uncle came to see us.</p>		





cover	[kavə]	= přikrýt, pokrýt
everything	[evriθiŋ]	= všechno
field	[fi:ld]	= pole
village	[vilidž]	= vesnice
town	[taun]	= město
puppy, pl.: puppies	[papi]	= štěně, štěňátko, pl.: štěňata, štěňátka
kitten	[kitn]	= kotě, koťátko
this	[ðis]	= tento, toto, tato (sg.)
that	[ðæt]	= tamten, tamto, tamta (sg.)



a very little dog **a puppy**
 a very little cat **a kitten**
 a girl who is very little **a little girl**
 a boy who is very little **a little boy**

**Jak je to správně? Dopiš a vymaluj jen obrázek, který odpovídá textu.
 Obrázek, který textu neodpovídá, škrtni: X**

*When?
 Last week.*

<p>◆ Did you get two happy puppies? ◆ Yes, I got two happy puppies.</p>		
<p>◆ Did you get two sad kittens? ◆ Yes, I got two sad kittens.</p>		
<p>◆ Did your grandparents come to see us? ◆ Yes, my grandparents came to see us.</p>		



WHAT SEASON IS IT?

It isn't warm. It is very cold outside. It is snowing. Everything is white. The snow covers trees and fields. It covers villages and towns.

WHEN?
NOW.

Three children are making snowmen. They are happy.

One child is standing behind the red car. This child is angry.

One child is walking under the white trees. This child is sad.



It is winter.

Jak je to správně?
Poznáš roční období, které je znázorněno na obrázku?



ANGLIČTINA pro nejmladší školáky v jazykovém studiu ROLINO





Who was it (were they) for?



= Pro koho to bylo?

When?
Yesterday.

Jak je to správně? ... Dopiš, spoj čarou a vymaluj odpovídající obrázek.



Who **was** the sad puppy for?

The sad puppy
was for my son.





Who **was** the angry kitten for?

The angry kitten
was for my daughter.



Who **were** these three happy puppies for?

These three happy puppies
were for my grandparents.



HOMEWORK

Jak je to správně? Dopiš a vymaluj jen obrázek, který odpovídá textu.
Obrázek, který textu neodpovídá, škrtni: **X**

◆ Who **were** these two happy kittens for?

◆ These two happy kittens
were for my grandmother.

