



S námi se domluví každý...

ANGLIČTINA

pro školáčky
v JAZYKOVÉM STUDIU ROLINO
ve školním roce 2020/21



* 1.-20. lekce – 1. pololetí *

10. lekce - klíč

Student: _____

Určeno pro výuku cizích jazyků studentů pod vedením lektorů z Jazykového studia ROLINO.





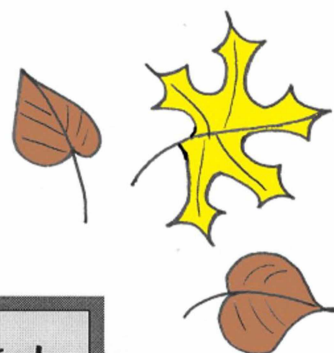
Prague Write today's date.

Zopakuj si text z minulého týdne!

LEARN BY HEART!

Autumn **is** here, autumn **is** here,
It's **getting** colder, autumn **is** here.

Leaves **fall down**, all over town,
Yellow and brown the leaves **fall down**.



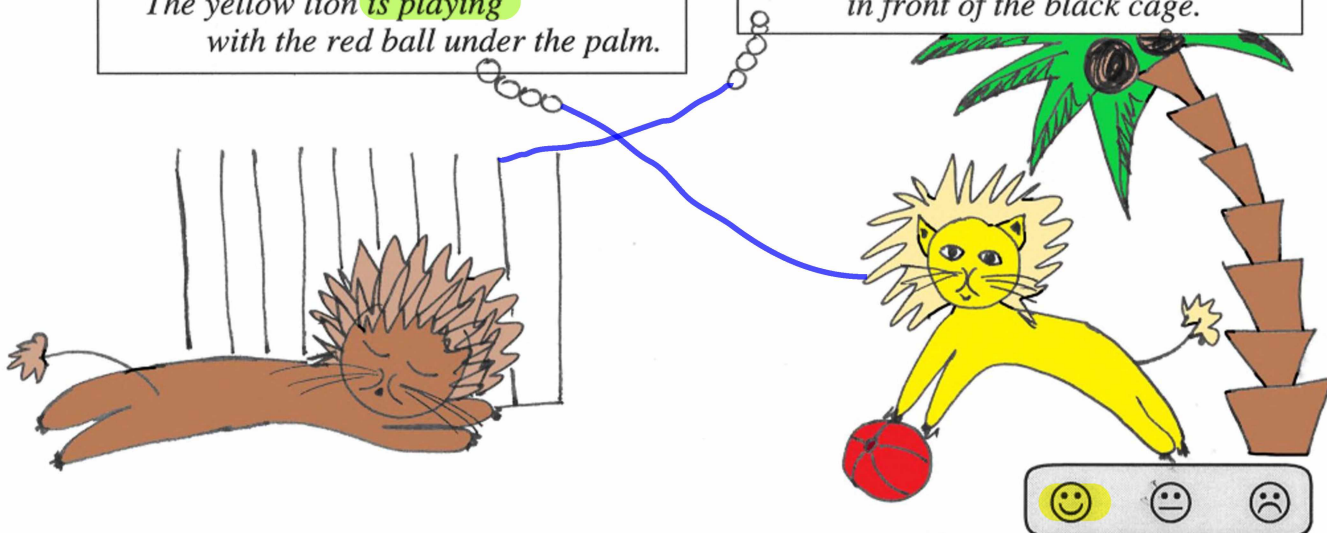
Jak je to správně? ... Spoj čarou a vymaluj odpovídající obrázek:

- ◆ Where **is** the lion?
- ◆ **Is** the lion under the palm?
- ◆ Yes, the lion **is** under the palm.

The lion **is** yellow.
The lion **is** happy.
The palm **is** green and brown.
The ball **is** red.
The yellow lion **is** playing
with the red ball under the palm.

- ◆ Where **is** the lion?
- ◆ **Is** the lion behind the cage?
- ◆ No, the lion **is not** behind the cage.
- ◆ The lion **is** in front of the cage.

The lion **is** brown.
The cage **is** black.
The brown lion **is** sleeping
in front of the black cage.



Drilem si zopakujeme přítomný čas slovesa "to be" v plurálu:

My jsme šťastní. = **We are happy.** Vy jste rozzlobení. = **You are angry.** Oni jsou smutní. = **They are sad.**, (clean, dirty, fast, slow, fat, thin, long, short, new, old, ...)



ant	[ænt]	=	mravenec
bed	[bed]	=	postel
goat	[gəut]	=	koza
by car	[bai][ka:]	=	autem
by bus	[bai][bas]	=	autobusem
travel	[trævl]	=	cestovat
walk	[wo:k]	=	procházet se

Přítomný čas - průběhový (plurál)

= (právě teď), (zrovna teď)

We are jumping.	=	My (právě) skáče.
You are jumping.	=	Vy (právě) skáчете.
They are jumping.	=	Oni (právě) skáčou.




Jak je to správně? Spoj čarou a vymaluj odpovídající obrázek.

◆ **Where is the ant?**
Is the ant under the bed?
 ◆ **Yes, the ant is under the bed.**

The ant is black.
 The ant is sad.
 The bed is blue.
 The black ant is crying under the blue bed.

◆ **Where are three ants?**
Are three ants under the bed?
 ◆ **No, three ants are not under the bed.**
 ◆ **Three ants are on the bed.**

Three ants are brown.
 Three ants are happy.
 The bed is white.
 Three brown ants are walking on the white bed.






Jak je to správně? Spoj čarou a vymaluj odpovídající obrázek.

We **are travelling** by car.
The car **is yellow**.

We **are travelling** by bus.
The bus **is red**.

Two boys **are walking**.
Two boys **are thin**.





Four girls **are walking**.
Four girls **are fat**.



Jak je to správně? Vymaluj odpovídající obrázek.

- ◆ Where are two ants?
- ◆ Are two ants under the goat?
- ◆ Yes, two ants are under the goat.

Two ants are red.
 The goat is white.
 Two red ants are angry.
 Two red ants are jumping under the white goat.
 The white goat is singing.



HOMWORK

Jak je to správně? Vymaluj odpovídající obrázek.

- ◆ Where are three ants?
 - ◆ Are three ants on the goat?
 - ◆ Yes, three ants are on the goat.
- Three ants are yellow.
 The goat is white.
 Three yellow ants are happy.
 Three yellow ants are sitting on the white goat.

