

S námi se domluví každý...

ANGLIČTINA

pro mladší školáky
v JAZYKOVÉM STUDIU ROLINO
ve školním roce 2019/20




* 21.-40. lekce – 2. pololetí *

35. lekce - klíč

Student: _____

Určeno pro výuku cizích jazyků studentů pod vedením lektorů z Jazykového studia ROLINO.





Prague 18th - 22nd May

Drilem:

- * třídy pravidelných sloves
- * klad, otázka a zápor v přítomném a minulém čase
- * "can, may, must" - klad, otázka, zápor
- * určování času (What time is it?), jazyky a země
- * budoucnost "WILL" - klad, otázka, zápor
- * rozkaz v ostatních osobách (klad i zápor), "some, any, no" - složeniny
- * minulý čas - perfektum (aktuální minulost) - klad, otázka, zápor
- * srovnání minulých časů - perfekta a préterita
- * vazba "there is, there are"
- * vazba "be going to" - klad, otázka

1. Put in the right order:

The teacher **is going to ask** us some questions.

1. The teacher / us / going to / ask / is / some questions / .

What are you going to do tomorrow?

2. What / do / going to / you / tomorrow / are / ?

Where is he going to go on holiday?

3. Where / he / going to / is / go / on holiday / ?

How much money is she going to spend?

4. How much / spend / she / going to / money / is / ?

2. Fill in the following words into the sentences:



SOFA, CURTAINS, PLANT, PICTURE, CARPET, CUPBOARD

1. He **is lying** on a **sofa** and **listening to** music.

2. **There is** a **cupboard** full of cups and saucers in the kitchen.

3. What a beautiful **plant** ! And it **has** such beautiful leaves!

4. **There is** a **picture** on the wall.


5. We **bought** a new **carpet** yesterday. The old one **was** full of holes.

6. **There are** blue **curtains** on the window in our living room.



NOVÁ GRAMATIKA: Vazba "BE GOING TO + inf"
ZÁPOR

Tato vazba se používá k vyjádření blízké budoucnosti,
zejména v případě, kdy se někdo chystá, hodlá něco udělat.



Zápor:

Já se nechystám odjet.	I am not going to leave.
Ty se nechystáš odjet.	You are not going to leave.
On se nechystá odjet.	He is not going to leave.
Ona se nechystá odjet.	She is not going to leave.
My se nechystáme odjet.	We are not going to leave.
Vy se nechystáte odjet.	You are not going to leave.
Oni se nechystají odjet.	They are not going to leave.

3. Translate:

1. Nechystám se tam jít. 2. Oni nehodlají nic udělat.
3. Nehodláme zvat jejího manžela. 4. Maminka dnes nehodlá vařit oběd. 5. Charles nehodlá mluvit o svých problémech.

== Klíč najdeš na konci lekce.

4. Doplňte záporné věty s použitím následujících výrazů:

sleep, watch, write, wash, play, sing, take, eat


- Can you, please, switch the TV off? I am not going to watch it.
- Please, take this dish away. We are not going to eat it.
- Don't worry, we are not going to write the test today.
- I am not going to wash the dishes now.
- Tom is not very good at tennis. He is not going to play with you.
- Peter can't sing. He is not going to sing at the concert.
- Daddy is feeling much better. He is not going to take the medicine any more.
- My mother is not going to sleep in the tent. We must find a hotel.



Describe the picture. See the example.

Při popisu obrázku dbáme 3 základních pravidel:

1. Pro popis rozmístění předmětů či osob používáme vazbu "THERE IS, THERE ARE".
2. Pro popis dějů používáme přítomný čas průběhový.
3. Zachováváme systém, "neskáceme".



např.

There is a cat in the kitchen. She is going to drink some milk from a small bowl. On the left there is a rubbish bin next to a small cupboard. Over the cupboard there is a calendar hanging on the wall. Next to the calendar there is a memo pad with a pencil hanging on a string. Next to the cupboard there is a fridge. Near the fridge there are three chairs at a table. Over the table there is a window without curtains. On the right there is a set of cupboards, a sink and a cooker. Over the cooker there is a fume hood. Under the sink there are three drawers. On the floor there is a small carpet.


5. Try to fill in the correct words:

Nyní si zakryjte popis a pokuste se doplnit slova do textu tak, aby odpovídal obrázku.

There is a cat in the **kitchen**..... She is going to **drink**..... some milk from a small **bowl**..... On the left there is a **rubbish bin**..... next to a small **cupboard**..... Over the cupboard there is a **calendar**..... hanging on the wall. Next to the calendar there is a **memo pad**..... with a pencil hanging on a **string**..... Next to the cupboard there is a **fridge**..... Near the fridge there are three **chairs**..... at a table. Over the table there is a window **with**..... curtains. On the right there is a set of cupboards, a **sink**..... and a **cooker**..... Over the cooker **there is**..... a fume hood. Under the sink there are three **drawers**..... On the **floor**..... there is a small carpet.



calendar	[ˈkælɪndə]	= kalendář
cooker	[ˈkʊkə]	= vaříč
drawer	[dɹoːə]	= zásuvka
fridge	[frɪdʒ]	= lednička
fume hood	[fju:m hud]	= digestoř
hang (hung, hung)	[hæŋ, haŋ, haŋ]	= viset
memo pad	[...pæd]	= záznamník
rubbish bin		= odpadkový koš
rubbish	[ˈrabiʃ]	= odpadky
sink	[sɪŋk]	= dřez
string	[striŋ]	= provázek, struna
without	[wiθˈaʊt]	= bez



Translate:

1. Na stole není žádný ubrus. 2. Ta kočka se chystá vypít trochu mléka. 3. Jsou na okně (nějaké) záclony? 4. Ve dřezu je malá miska. 5. Je zde koš na odpadky?

str. 150 / cv. 3: Translate.

- 1) Nechystám se tam jít.
= I'm not going to go there.
- 2) Oni nehodlají nic udělat.
= They aren't going to do anything.
- 3) Nehodláme zvát jejího manžela.
= We aren't going to invite her husband.
- 4) Maminka dnes nehodlá vařit oběd.
= Mum is not going to cook lunch today.
- 5) Charles nehodlá mluvit o svých problémech.
= Charles isn't going to talk about his problems.

str. 152 / homework: Translate.

- 1) Na stole není žádný ubrus.
= There isn't a tablecloth on the table.
- 2) Ta kočka se chystá vypít trochu mléka.
= The cat is going to drink a bit of milk.
- 3) Jsou na okně (nějaké) záclony?
= Are there any curtains on the window?
- 4) Ve dřezu je malá miska.
= There is a small bowl in the sink.
- 5) Je zde koš na odpadky?
= Is there a rubbish bin here?