

S námi se domluví každý...

ANGLIČTINA

pro mladší školáky
v JAZYKOVÉM STUDIU ROLINO
ve školním roce 2019/20



* 21.-40. lekce – 2. pololetí *


34. lekce - klíč

Student: _____

Určeno pro výuku cizích jazyků studentů pod vedením lektorů z Jazykového studia ROLINO.



ANGLIČTINA pro mladší školáky v jazykovém studiu ROLINO





Prague 11th - 15th May

Drilem:

- * triády pravidelných sloves
- * klad, otázka a zápor v přítomném a minulém čase
- * "can, may, must" - klad, otázka, zápor
- * určování času (What time is it?), jazyky a země
- * budoucnost "WILL" - klad, otázka, zápor
- * rozkaz v ostatních osobách (klad i zápor), "some, any, no" - složeniny
- * minulý čas - perfektní (aktuální minulost) - klad, otázka, zápor
- * srovnání minulých časů - perfekta a préterita
- * vazba "there is, there are"
- * vazba "be going to" - klad

1. Doplňte tak, aby text dával smysl:

This family is going to **celebrate** Mother's Day. Father is going to **do** the shopping and **buy** some flowers. His son Peter is going to **clean** the flat. Peter's sister Jane is going to **cook** dinner. The youngest child, Garry, **is** seven years old. He is going to **make** a paper heart for his mum. He is going to **colour** it with his coloured pencils and **cut** it **out** with scissors. Then he is going to **give** it to his mum.



2. Translate:

1. Chystáme se jim zavolat. = We are going to call them.
2. Ona se chystá požádat vás o pomoc. = She is going to ask you for help.
3. Jeho strýc se chystá opravit to auto. = His uncle is going to repair the car.
4. Můj tatínek se chystá zalévat květiny. = My Dad is going to water the flowers.



NOVÁ GRAMATIKA: Vazba "BE GOING TO + inf"

OTÁZKA

Tato vazba se používá k vyjádření blízké budoucnosti, zejména v případě, kdy se někdo chystá, hodlá něco udělat.



Otázka:

- | | |
|------------------------|--------------------------|
| Chystáš se odjet? | Are you going to leave? |
| Chystá se (on) odjet ? | Is he going to leave? |
| Chystá se (ona) odjet? | Is she going to leave? |
| Chystáte se odjet? | Are you going to leave? |
| Chystají se odjet? | Are they going to leave? |

3. Translate:

- | | |
|---|--|
| 1. Kam se chystáš jít? | = Where are you going to go? |
| 2. Co se chystají dělat? | = What are they going to do? |
| 3. Chystáte se pozvat toho muže? | = Are you going to invite the man? |
| 4. Chystá se tvůj otec dnes vařit večeři? | = Is your father going to cook dinner today? |
| 5. Chystá se jeho sestra navštívit Annu? | = Is his sister going to visit Anna? |



4. Doplňte otázku s použitím následujících výrazů:

eat, jump, open, play, wash, sing, drink


- The cat is sitting on the table. Where is she going to jump ?
- Tim is standing at the window. Is he going to open it?
- David is holding a hamburger in his hand. Is he going to eat it?
- Kate is holding a glass of juice. Is she going to drink it?
- Teddy and Peter are on the playground. What are they going to play ?
- Daddy is carrying a bucket full of hot water and a big sponge. Is he going to wash his car?
- Auntie is sitting at the piano. What is she going to sing ?



Describe the picture. See the example.

Při popisu obrázku dbáme 3 základních pravidel:

- 1. Pro popis rozmístění předmětů či osob používáme vazbu "THERE IS, THERE ARE".*
- 2. Pro popis dějů používáme přítomný čas průběhový.*
- 3. Zachováváme systém, "neskáčeme".*




např.

There is a boy in the living room. He is lying on the carpet and listening to music. There are some cassettes and a tape recorder on the carpet. There are also three cushions on the floor. Behind the boy there is a low table. There are some books under the table. On the left of the table there is a sofa. There is one cushion on the sofa. Next to the sofa there is an armchair. Behind the armchair there is a window with some curtains on it. There are five plants on the floor on the left of the armchair. On the left there is a big bookcase full of books. In front of the bookcase there is a TV set on the floor. Beside the TV set there is a record player with some records under it. On the walls there are four pictures - two of them are over the sofa, one is next to the sofa and one is above the plants.



5. Try to fill in the correct words:

Nyní si zakryjte popis a pokuste se doplnit slova do textu tak, aby odpovídal obrázku.

There is a **boy** in the living room. He is **lying** on the carpet and **listening** to music. There are some **cassettes** and a tape recorder on the **carpet** There are also three **cushions** on the floor. Behind the boy there is a low **table** There are some books **under** the table. On the left of the table there is a **sofa** There is one **cushion** on the sofa. Next to the sofa there is an **armchair** Behind the armchair there is a window with some **curtains** on it. There are five **plants** on the floor on the **left** of the armchair. On the left there is a big **bookcase** full of books. In front of the bookcase there is a TV set on the **floor** Beside the TV set there is a record player with some **records** under it. On the walls there are four **pictures** - two of them are over the **sofa** , one is next to the sofa and one is **above** the plants.



cassette	[kə'set]	= kazeta
cushion	['kuʃn]	= polštář
lie (lay, lain)	[lai, lei, lein]	= ležet
low	[ləu]	= nízký
record	[ri'ko:d]	= záznam, gramof. deska
record player		= gramofon
tape recorder		= magnetofon



Translate:

1. Hodlají nás navštívit? 2. Chystáš se mýt nádobí? 3. Kdy se chystáte jet do zahraničí? 4. Co hodláš dělat? 5. Chystá se tvoje sestra přinést ty fotografie?

== Klíč najdeš na konci lekce.

str. 140 / homework: Přelož do sešitu.

- 1) Hodlají nás navštívit?
= Are they going to visit us?
- 2) Chystáš se mýt nádobí?
= Are you going to wash the dishes?
- 3) Kdy se chystáte jet do zahraničí?
= When are you going to go abroad?
- 4) Co hodláš dělat?
= What are you going to do?
- 5) Chystá se tvoje sestra přinést ty fotografie?
= Is your sister going to bring the photos?