



# ANGLIČTINA

pro předškoláčky a malé školáčky  
v JAZYKOVÉM STUDIU ROLINO  
ve školním roce 2019/20



\* 1.-20. lekce – 2. pololetí \*

## 15. lekce - klíč

Student: \_\_\_\_\_

Určeno pro výuku cizích jazyků studentů pod vedením lektorů z Jazykového studia ROLINO.

HELLO !  
(15)



Jak je to správné? ... Vymaluj odpovídající obrázek:


*Where is the bird?*  
The bird is in the box.  
The bird is brown.  
The box is green.



*Where are two birds?*  
Two birds are on the flower.  
Two birds are thin and yellow.  
The flower is red.



*Where are three birds?*  
Three birds are under the flower.  
Three birds are fat and black.  
The flower is blue.






car	[ka:]	=	auto
table	[teibl]	=	stůl
mouse (Pl.: mice)	[maus] Pl.: [mais]	=	myš (Pl.: myši)
hippo	[hipəu]	=	hroch
elephant	[elifənt]	=	slon
armchair	[,a:m'čea]	=	křeslo
ball	[bo:l]	=	míč
bag	[bæg]	=	taška
palm	[pa:m]	=	palma
in	[in]	=	v
on	[on]	=	na
under	[andə]	=	pod
behind	[bi'haind]	=	za

WHERE? <u>on</u> the table	=	KDE? <u>na</u> stole
WHERE? <u>on</u> the car	=	KDE? <u>na</u> autě
WHERE? <u>on</u> the guitar	=	KDE? <u>na</u> kytáře
WHERE? <u>under</u> the table	=	KDE? <u>pod</u> stolem
WHERE? <u>under</u> the car	=	KDE? <u>pod</u> autem
WHERE? <u>under</u> the palm	=	KDE? <u>pod</u> palmou
WHERE? <u>in</u> the car	=	KDE? <u>v</u> autě
WHERE? <u>in</u> the bag	=	KDE? <u>v</u> tašce
WHERE? <u>behind</u> the ball	=	KDE? <u>za</u> míčem
WHERE? <u>behind</u> the armchair	=	KDE? <u>za</u> křeslem

Jak je to správné? ... Spoj a vymaluj odpovídající obrázek:



Is the elephant behind the ball?  
Yes, the elephant **is** behind the ball.

Is the hippo behind the armchair?  
Yes, the hippo **is** behind the armchair.



Jak je to správné? ... Spoj a vymaluj odpovídající obrázek:

\* *Where is the hippo?*

\* The hippo is on the table.

\* The hippo is grey.

\* The table is green.

\* *Where is the elephant?*

\* The elephant is under the umbrella.

\* The elephant is grey.




\* The umbrella is red.

\* *Where is the hippo?*

\* The hippo is in the car.

\* The hippo is grey.

\* The car is blue.







Jak je to správné? ... Spoj a vymaluj odpovídající obrázek:

- \* *Where is the mouse?*
- \* The mouse is in the bag.
- \* The mouse is yellow and the bag is red.

- \* *Where is the mouse?*
- \* The mouse is on the guitar.
- \* The mouse is black and the guitar is brown.

- \* *Where are the mice?*
- \* The mice are under the palm.
- \* The mice are grey and the palm is green.



**HOMEWORK**

Jak je to správné?  
... Spoj a vymaluj odpovídající obrázek:



The mouse is behind the ball.

The mouse is behind the armchair.

