





ANGLIČTINA

pro starší školáky

v JAZYKOVÉM STUDIU ROLINO

ve školním roce 2019/20



* 21.-36. lekce – 2. pololetí *

Student: _____

34. lekce - klíč

Určeno pro výuku cizích jazyků studentů pod vedením lektorů z Jazykového studia ROLINO.



ANGLIČTINA pro starší školáky v jazykovém studiu ROLINO



Prague 11th - 15th May

Drilem:


- * podmínka přítomná
- * zvrtná zájmena X * zdůrazňovací zájmena
- * rozkaz
- * vazba "be going to" - vyjádření blízké budoucnosti
- * vazba "used to" - vyjádření opakovaného děje v minulosti
- * neurčitá zájmena "some" a "any"
- * otázka plnovýznamových sloves v minulém čase - préteritu
- audio: "Drilová cvičení s jazykovým studiem ROLINO" - str. 100 - 102
- * zápor plnovýznamových sloves v minulém čase - préteritu
- audio: "Drilová cvičení s jazykovým studiem ROLINO" - str. 104 - 107
- * čtyři výjimky při tvorbě triád
- audio: "Drilová cvičení s jazykovým studiem ROLINO" - str. 76
- * minulý čas - perfektum - otázka, zápor
- audio: "Drilová cvičení s jazykovým studiem ROLINO" - str. 76 - 79
- * rychlé střídání "základních časových rovin"
- budoucí čas, podmiňovací způsob (podmínka přítomná),
minulý čas (perfektum a préteritum)
- audio: "Drilová cvičení s jazykovým studiem ROLINO" - str. 67 - 79

**Jak je to správně? ... Napiš triády sloves a přelož je.
Jestliže III. člen triády nezní dobře česky, napiš "K".**

I. be = být
II. was / were = byl
III. been = K

I. have = mít
II. had = měl
III. had = K

I. do = dělat
II. did = dělal
III. done = dělaný



Choose the right word:

(Zopakujme si triádu pomocného slovesa "to be"!)

1. There was (is / are / was / were) a cup on the table yesterday.



ANGLIČTINA pro starší školáky v jazykovém studiu ROLINO

2. There were (is / are / was / were) two books on the table yesterday.
3. They were (is / are / was / were) in front of the school last week.
4. She was (is / are / was / were) in Prague last month.
5. This lady was (is / are / was / were) sad yesterday.
6. We were (is / are / was / were) so unhappy on Friday.
7. These two children were (is / are / was / were) hungry and tired last week.
8. My child was (is / are / was / were) thirsty and hungry on Wednesday.



Choose the right word:

(Zopakujme si třídu pomocného slovesa "to have"!)

1. I had (has / have / had) a problem yesterday.
2. We had (has / have / had) a lot of money last year.
3. You probably had (has / have / had) a chance last week.
4. She had (has / have / had) a day off last month.
5. Everybody had (has / have / had) problems on Thursday.



Translate:

1. Já dělám právě svůj domácí úkol. = I am doing my homework.
2. Moje teta to často dělá pomalu. = My aunt often does it slowly.
3. My jsme včera udělali všechno špatně. = We did everything badly yesterday.
4. Už jsi to udělal dobře? = Have you done it well?

5. On by všechno udělal v pátek. = He would do everything on Friday.



TEXT: "SUMMER"

(1) Summer starts on 21st June. The days are long and the weather is usually hot. We can see a lot of flowers in the garden, the trees are green, we can pick the first cherries and strawberries.

(2) The school year finishes and the holidays start. The children do not do their homework. They can swim and play games. When the weather is not hot, they can go to the wood and pick mushrooms, raspberries and blueberries. Sometimes the storm comes. The children can play chess or cards. They can read interesting books, too.

Answer: "TRUE" or "FALSE"

Které věty odpovídají textu "SUMMER"?

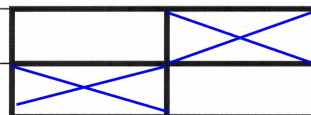
	TRUE	FALSE
Summer starts on 21st June.	<input checked="" type="checkbox"/>	<input type="checkbox"/>
Summer starts on 21st October.	<input type="checkbox"/>	<input checked="" type="checkbox"/>
The days are hot and the weather is usually long.	<input type="checkbox"/>	<input checked="" type="checkbox"/>
The days are long and the weather is usually hot.	<input checked="" type="checkbox"/>	<input type="checkbox"/>
We can see a lot of crocodiles in the garden.	<input type="checkbox"/>	<input checked="" type="checkbox"/>
We can see a lot of flowers in the garden.	<input checked="" type="checkbox"/>	<input type="checkbox"/>
We can pick the first cherries and strawberries.	<input checked="" type="checkbox"/>	<input type="checkbox"/>
We can pick the first hedgehogs and rabbits.	<input type="checkbox"/>	<input checked="" type="checkbox"/>
The school year finishes and the holidays start.	<input checked="" type="checkbox"/>	<input type="checkbox"/>
The school year starts and the holidays finish.	<input type="checkbox"/>	<input checked="" type="checkbox"/>
The children can swim and play games.	<input checked="" type="checkbox"/>	<input type="checkbox"/>
The children can ski and make snowmen.	<input type="checkbox"/>	<input checked="" type="checkbox"/>
They can go to the wood and pick mushrooms, raspberries and blueberries.	<input checked="" type="checkbox"/>	<input type="checkbox"/>
They can go to the mountains and pick forks, knives and spoons.	<input type="checkbox"/>	<input checked="" type="checkbox"/>



ANGLIČTINA pro starší školáky v jazykovém studiu ROLINO

Sometimes the **moon** comes.

Sometimes the **storm** comes.





**Nacvičujte následující rozhovory. Dopište chybějící písmena.
Zakreslete do svého cancáku mapku dle textu. Orientujte se v mapce.**

== Klíč na jdeš
na konci lekce.

You are standing in front of your school.

- ◆ Excuse me, please. How can I get to the hospital?
- ◆ Go straight on. Then turn right. Then go straight on. Then turn right. Then go straight on. (red)
- ◆ Excuse me, please. How can I get to the post office?
- ◆ Go straight on. Then turn left. Then go straight on. (brown)
- ◆ Excuse me, please. How can I get to the police station?
- ◆ Go straight on. Then cross the first street. Then go straight on. Then turn left. (blue)
- ◆ Excuse me, please. How can I get to the cinema?
- ◆ Go straight on. Then cross the first street. Then go straight on. Then turn right. Then go straight on. Then turn left. (green)
- ◆ Excuse me, please. How can I get to the theatre?
- ◆ Go straight on. Then cross the first street. Then go straight on. Then cross the second street. Then go straight on. (black)
- ◆ Excuse me, please. How can I get to the ROLINO language studio?
- ◆ Go straight on. Then crosss the first street. Then go straight on. Then turn right. Then go straight on. Then turn left. Then go straight on. Then turn right. Then go straight on. (yellow)

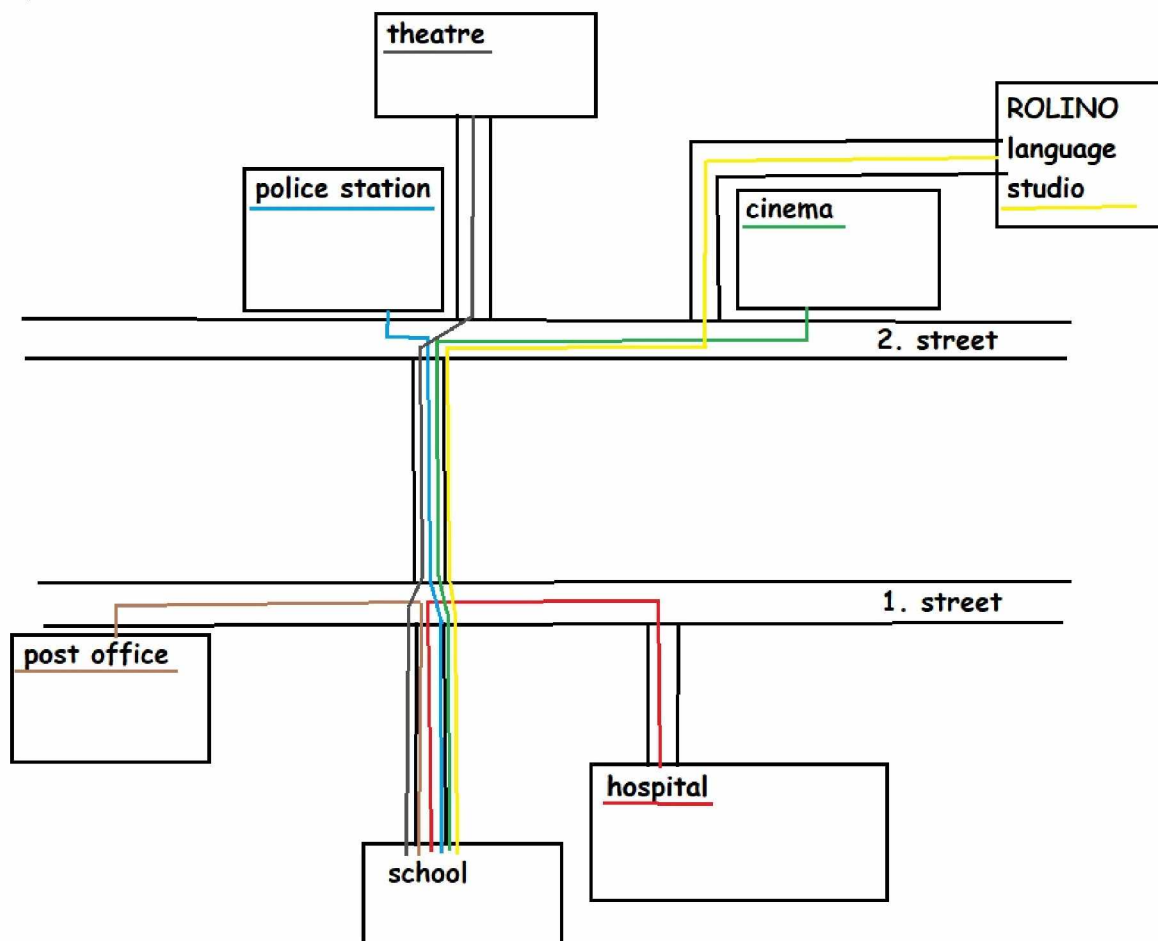


Přepiš tyto věty do cancáku a přelož je do angličtiny!

1) Doporučil bys to svým přátelům? 2) Já bych jim za všechno poděkoval. 3) On ji ještě nepolíbil. 4) Ona si už od nich vypůjčila mnoho peněz. 5) Oni nám nebudou v pondělí pomáhat.

str. 62: Zakreslete do svého sešitu mapku dle textu.

např.



str. 62 / homework: Přepiš tyto věty do sešitu a přelož je do angličtiny.

- 1) Doporučil bys to svým přátelům?
= Would you recommend it to your friends?
- 2) Já bych jim za všechno poděkoval.
= I would thank them for everything.
- 3) On ji ještě nepolíbil.
= He hasn't kissed her yet.
- 4) Ona si už od nich vypůjčila mnoho peněz.
= She has borrowed a lot of money from them.
- 5) Oni nám nebudou v pondělí pomáhat.
= They won't help us on Monday.