



S námi se domluví každý...

ANGLIČTINA

pro nejmladší školáky
v JAZYKOVÉM STUDIU ROLINO
ve školním roce 2019/20



* 21.-38. lekce – 2. pololetí *




29. lekce - klíč

Student: _____

Určeno pro výuku cizích jazyků studentů pod vedením lektorů z Jazykového studia ROLINO.



ANGLIČTINA pro nejmladší školáky v jazykovém studiu ROLINO





Prague 6th - 10th April

Drilem:

- * střídáme průběhový přítomný čas a prostý přítomný čas
- * "Which is/was bigger?"
- * "Can you find ... ?" - "Yes, I can." // "No, I can't."
- * "Who is it (are they) for?" // "Who was it (were they) for?"
- * minulý čas (préteritum) sloves: "get, come, bring" (otázka+kladná odpověď)
- * přivlastňování: "Tom's ball", "Jane's doll"
- * 2. a 3. stupeň krátkých přídavných jmen: "old / older / the oldest, young / younger / the youngest, small / smaller / the smallest, tall / taller / the tallest, long / longer / the longest, short / shorter / the shortest, fast / faster / the fastest, slow / slower / the slowest, big / bigger / the biggest, sad / sadder / the saddest, fat / fatter / the fattest, slim / slimmer / the slimmest, thin / thinner / the thinnest, happy / happier / the happiest, easy / easier / the easiest, dirty / dirtier / the dirtiest"
- * řadové číslovky: "first, second, third, fourth, fifth, sixth, seventh"
- * vyjmenovat za sebou všech dvanáct měsíců v roce česky i anglicky
- * zopakovat texty: "EASTER MONDAY IN PRAGUE" (str. 25), "EASTER" (str. 26), "EASTER PRESENT" (str. 28+29)



custom	[kastəm]	=	zvyk
It must be funny!	[fani]	=	To musí být legrační!

Nejprve doplňte chybějící písmena a pak reprodukuje následující rozhovor.

Two boys, Tom and John, are talking about Easter.
John is an English boy, Tom is a Czech boy.

John: ♦ Why do the boys spank the girls with a rod every Easter Monday?

Tom: ♦ It is a Czech custom. The girls always give us Easter eggs and some times they drench us, too.

John: ♦ It must be funny!
How many Easter eggs did you get last year?

Tom: ♦ I got three. One from my mother, one from my sister and one from my friend Kate.

John: ♦ Did the girls drench you?

Tom: ♦ My friend Kate did, but my mother and my sister didn't.

Obsah rozhovoru nakresli na papír.





chocolate ice cream	[čokəlat]	= čokoládová zmrzlina
He is looking at Alice.		= On se (právě) dívá na Alici.
bike	[baik]	= jízdní kolo
ride	[raid]	= jet, jezdit
hold	[həuld]	= držet
hand	[hænd]	= ruka
he in his right hand		= on ve své pravé ruce
crash	[kraeš]	= vrazit, narazit
He is crashing into the tree.		= On (právě) naráží do stromu.
Alice is giving <u>him</u>		= Alice <u>mu</u> (právě) dává
Tom is giving <u>her</u>		= Tom jí (právě) dává


TEXT
Complete.

Alice's birthday

- ① It's Alice's birthday today.
 Alice has a very big chocolate ice cream.
 She like s ice cream.
 Tom likes ice cre am, too.
 Tom is looking at Alice.
 He is very hung ry.



- ② Tom has a new bike.
 His new bi ke is blue.



- ③ Tom is holding a flower in his right hand. He is riding his new bik e very fast.



4) Crash!
Tom is crashing into the tree.

5) Tom is sitting under the tree.
He isn't very happy. He is sad.

6) Alice is giving him her ice cream.
Tom is giving her a flower.
They are happy.

Answer and complete. Look at the picture "one".



- ◆ Does Alice have a very big chocolate ice cream?
- ◆ Yes, Alice has a very big chocolate ice cream.

- ◆ Does Tom have a very big chocolate ice cream?
- ◆ No, Tom doesn't have a very big chocolate ice cream.
Alice has a very big chocolate ice cream.

Answer and complete. Look at the picture "three".



- ◆ Is Tom holding a flower in his right hand?
- ◆ Yes, Tom is holding a flower in his right hand.



ANGLIČTINA pro nejmladší školáky v jazykovém studiu ROLINO

◆ *Is Alice holding a flower in her right hand?*
 ◆ *No, Alice isn't holding a flower in her right hand.*
Tom is holding a flower in his right hand.

◆ *Is Alice riding her bike very fast?*
 ◆ *No, Alice isn't riding her bike very fast.*
Tom is riding his bike very fast.



Answer and complete. Look at the picture "six".


◆ *Are they sad?*
 ◆ *No, they aren't sad.*
They are happy.



Zopakujme si předložky. V učebně schováme velikonoční vajíčka. Otázka + odpověď.
 "in, behind, in front of, on, under, beside, next to, between"

Děti utvoří zástup a předvádí následující činnosti:

1) *The first child is jumping.* 2) *The second child is dancing.* 3) *The third child is walking.* 4) *The fourth child is sitting.* 5) *The fifth child is sleeping.*



Draw!

1) *The first ice cream is small. This ice cream is green.*
 2) *The second ice cream is smaller than the first ice cream. This ice cream is red.*
 3) *The third ice cream is the smallest of all. This ice cream is yellow.*

(1.)



(2.)



(3.)

