

*S námi se domluví každý...*


JAZYKOVÉ STUDIO

# ANGLIČTINA

pro školáčky

v JAZYKOVÉM STUDIU ROLINO

ve školním roce 2019/20




21.-40. lekce - 2. pololetí

**33. lekce - klíč**

Student:

VYUKA CIZÍCH JAZYKŮ TAK TROCHU JINAK...  
*S námi se domluví každý...*






---

---

---

---

---


---



Prague, 4<sup>th</sup> - 8<sup>th</sup> May

Read:

# Mother's Day



Každou maminku moc potěší, když si na ni vzpomenete a něčím jí uděláte radost. Den matek slavíme druhou květnovou nedělí.



## HOW TO CELEBRATE?

**perform**  
= předvést něco


**make**  
= vyrobit něco

**buy**  
= koupit něco


sing a song = zpívat písničku  
recite a poem = recitovat básničku  
play the piano = hrát na piano

My Mum, my Mum!  
I love you, my Mum!

bouquet = květiny  
chocolate = čokoláda



pictures = obrázky  
paper hearts = papírová srdíčka  
other presents = ostatní dárky



**Match  
and colour:**

**WHEN? Now.**

What presents are you preparing for your mother?  
I am making two paper hearts.




What presents are you preparing for your mother?  
I am drawing a picture.

What presents are you performing for your mother?  
I am playing the piano.

What presents are you performing for your mother?  
I am singing a song.

What are you buying for your mother?  
I am buying bouquet.

What are you buying for your mother?  
I am buying chocolate.






**Colour  
the words:**




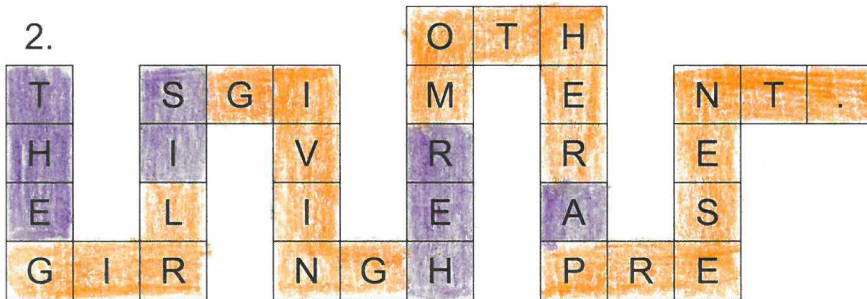
**WHEN? Now.**

1.

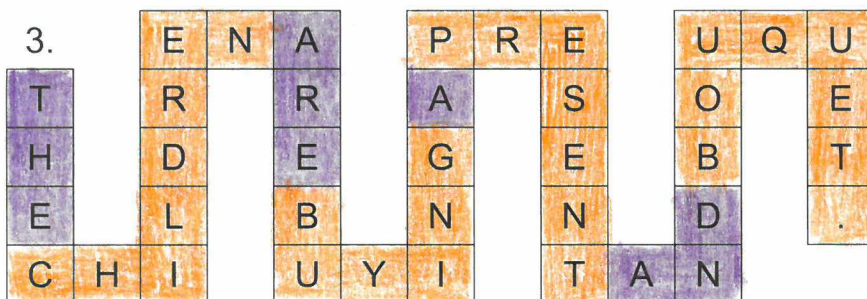


My Mum, my Mum!  
I love you, my Mum!

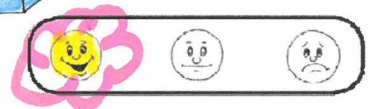

2.



3.



4.






**Match  
and colour:**

Five presents are green.  
Six presents are orange.

Four bouquets are yellow.  
One bouquet is violet.

Three paper hearts are red.  
Two paper hearts are blue.



**Draw:**

Her son is playing the piano.

Her daughter is buying a bouquet.

