



*S námi se domluví každý...*


JAZYKOVÉ STUDIO

# ANGLIČTINA

pro školáky

v JAZYKOVÉM STUDIU ROLINO

ve školním roce 2019/20




21.-40. lekce - 2. pololetí

**33. lekce - klíč**

Student:

VYUKA CIZÍCH JAZYKŮ TAK TROCHU JINAK...  
*S námi se domluví každý...*






---

---

---

---

---


---



Prague, 4<sup>th</sup> - 8<sup>th</sup> May

Read:

# Mother's Day



Každou maminku moc potěší, když si na ni vzpomenete a něčím jí uděláte radost. Den matek slavíme druhou květnovou nedělí.



## HOW TO CELEBRATE?

**perform**  
= předvést něco



sing a song = zpívat písničku  
recite a poem = recitovat básničku  
play the piano = hrát na piano



**make**  
= vyrobit něco


My Mum, my Mum!  
I love you, my Mum!

pictures = obrázky  
paper hearts = papírová srdíčka  
other presents = ostatní dárky



**buy**  
= koupit něco

bouquet = květiny  
chocolate = čokoláda



**Match  
and colour:**

**WHEN? Now.**

What presents are you preparing for your mother?

I am making two paper hearts.

What presents are you preparing for your mother?

I am drawing a picture.

What presents are you performing for your mother?

I am playing the piano.

What presents are you performing for your mother?



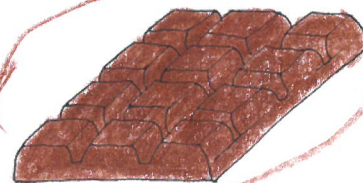
I am singing a song.

What are you buying for your mother?

I am buying bouquet.

What are you buying for your mother?

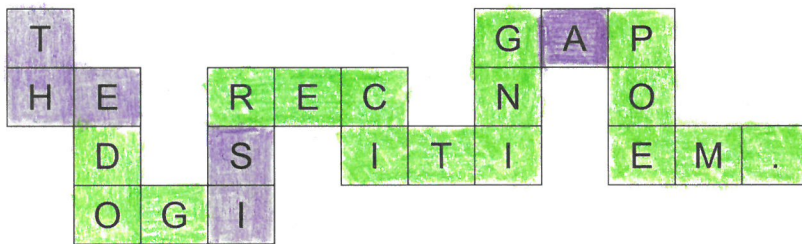
I am buying chocolate.



**Colour  
the words:**


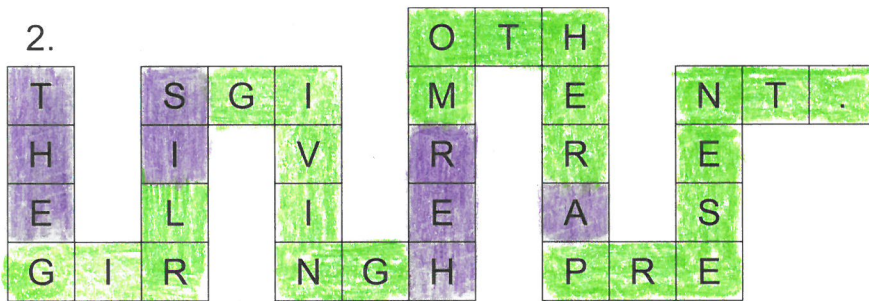
**WHEN? Now.**

1.

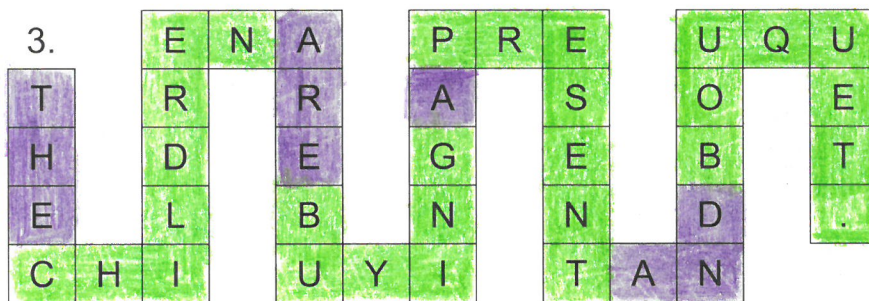


My Mum, my Mum!  
I love you, my Mum!

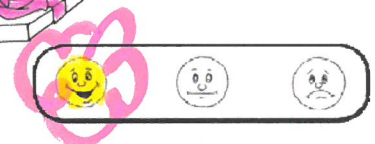

2.



3.



4.









# Match and colour:


Five presents are green.  
Six presents are orange.

Four bouquets are yellow.  
One bouquet is violet.

Three paper hearts are red.  
Two paper hearts are blue.



Bye-bye!



# Draw:

Her son is playing the piano.

Her daughter is buying a bouquet.

