

S námi se domluví každý...

ANGLIČTINA

pro mladší školáky
v JAZYKOVÉM STUDIU ROLINO
ve školním roce 2019/20




* 21.-40. lekce – 2. pololetí *

32. lekce - klíč

Student: _____

Určeno pro výuku cizích jazyků studentů pod vedením lektorů z Jazykového studia ROLINO.





Prague 27th April - 1st May

Drilem:

- * třídy pravidelných sloves
- * triáda "do"
- * klad, otázka a zápor v přítomném a minulém čase
- * povolání (doctor, nurse, secretary, hairdresser, baker, butcher, cook, dressmaker, painter)
- * "can, may, must" - klad, otázka, zápor
- * určování času (What time is it?), jazyky a země
- * budoucnost "WILL" - klad, otázka, zápor
- * St. Nicholas, Christmas, London - vocabulary
- * rozkaz v ostatních osobách (klad i zápor), "some, any, no" - složeniny
- * minulý čas - perfektum (klad, zápor, otázka)
- * vazba "there is, there are"

1. Translate:

1. *V autobuse je mnoho lidí.* = There are a lot of people in the bus.
2. *Je za dveřmi nějaký balíček?* = Is there a package behind the door?
3. *Na skřini jsou dva talíře.* = There are two plates on the wardrobe.
4. *Kolik dětí je dnes ve škole?* = How many children are there at school today?
5. *Kolik peněz je v této krabici?* = How much money is there in this box?



2. Put the words into the correct order:

1. *on / are / books / five / bookcase / there / the / .* There are five books on the bookcase.
2. *seven / in / people / are / our / there / family / .* There are seven people in our family.
3. *many / in / children / swimming / there / pool / how / are / the / ?*
4. *wall / a / there / picture / on / is / the / ?*
Is there a picture on the wall?
5. *a / left / wardrobe / the / is / on / there / .*
There is a wardrobe on the left.

How many children are there in the swimming pool?



3. Describe the picture. See the example:

Při popisu obrázku dbáme 3 základních pravidel:

1. Pro popis rozmístění předmětů či osob používáme vazbu "THERE IS, THERE ARE"
2. Pro popis dějů používáme přítomný čas průběhový.
3. Zachováváme systém, "neskáceme".



EXAMPLE:

There is a man in the living room. He is sitting in the armchair and reading a book. The armchair is on the right, in the corner. Next to the armchair on the left there is a lamp. The lamp is shining. There is one window in the room. By the window there is a table. There are some books and a cup and a saucer on the table. In front of the table there is a chair. On the left there is a big bookcase with a lot of books. There is a TV set on one of the shelves. On the floor there is a carpet. There are also some things on the floor, for example a pair of slippers, a pillow, a radio and some books.

4. Nyní si zakryjte popis a pokuste se doplnit slova do textu tak, aby odpovídal obrázku:

There is a **man**..... in the living room. He is **sitting**..... in the armchair and **reading**..... a book. The armchair is on the **right**....., in the **corner**..... . Next to the armchair on the left there is a **lamp**..... . The lamp is **shining**..... . There is one **window**..... in the room. By the window there is a **table**..... . There are some **books**..... and a **cup**..... and **saucer**..... on the table. In front of the table there is a **chair**..... . On the left there is a big **bookcase**..... with a lot of books. There is a **TV set**..... on one of the shelves. On the floor there is a **carpet**..... . There are also some things on the **floor**....., for example a pair of **slippers**....., a pillow, a **radio**..... and some **books**..... .


5. Nyní se pokuste popsat obrázek zcela bez pomoci:

např.

There is a man sitting in an armchair in the living room. He is reading a book. The armchair is on the right of the room. There is a lamp and a table with a chair next to it. There is a large bookcase and a TV set on the left of the room .

6. Describe your room. See the example:

My room is neither big nor small. There is my bed on the left, next to the bed there is my desk and my chair. On my desk there is a computer. There are three shelves over my desk. On the shelves there are my textbooks and exercise books, some papers, my tape recorder and a box of cassettes. On the top shelf there are some plants. On the right there is my wardrobe and a big mirror. Next to the wardrobe there is my bookcase. There are two posters of my favourite singers on the wall over my bed and two beautiful pictures. In the corner there is my guitar.

7. Doplňte odpovědi a naučte se je zpaměti:

např.

Is your room big or small?

My room **is small.**

Is there a bed in your room?

There **is a bed in my room.**

Is there a desk in your room?


There **is a desk in my room.**

Is there a computer in your room?



There **isn't a computer in my room.**

Is there a bookcase in your room?

There **is a bookcase in my room.**



bookcase	[bukkeis]	=	knihovna (nábytek)
desk	[desk]	=	psací stůl
favourite	[feivərit]	=	oblíbený
mirror	[mirə]	=	zrcadlo
plant	[plɑ:nt]	=	rostlina
poster	[pəustə]	=	plakát
shelf / shelves	[šelf]	=	polička / poličky
tape recorder	[teip ri'ko:də]	=	magnetofon
textbook	[textbuk]	=	učebnice
wardrobe	[wo:drəub]	=	skříň



Translate:

(Věty přepište do svého sešitu)

1. V mém pokoji je velké zrcadlo.
2. Na stole jsou moje učebnice a sešity.
3. V knihovničce jsou moje oblíbené knihy.
4. V jeho pokoji není počítač.
5. Jsou ve tvém pokoji nějaké rostliny?
6. Vedle zrcadla je plakát mého oblíbeného zpěváka.


= Klíč najdeš na konci lekce.



PODSTATNÁ JMÉNA

bookcase	[bukkeis]	= knihovna (nábytek)
change	[čeindž]	= změna
desk	[desk]	= psací stůl
family role	[fæməli rəul]	= rodinná role
freedom	[fri:dəm]	= svoboda
idea	[ai'diə]	= nápad, myšlenka
laundress	[lo:ndris]	= pradlena
marriage	[mæridž]	= manželství
mirror	[mirə]	= zrcadlo
money earner		= vydělávač peněz
motherhood	[maðəhu:d]	= mateřství
needs	[ni:ds]	= potřeby
nurse	[nə:s]	= zdravotní sestra
part	[pa:t]	= část
pattern	[pætən]	= vzor
pillow	[piləu]	= polštář
plant		= rostlina
poster	[pəustə]	= plakát
shelf / shelves	[šelf]	= polička / poličky
slippers	[slipəs]	= bačkory
tape recorder	[teip ri'ko:də]	= magnetofon
textbook	[textbuk]	= učebnice
variety	[vəraɪəti]	= rozmanitost
wardrobe	[wo:drəub]	= skříň

JE TŘEBA DRILEM JEŠTĚ ZOPAKOVAT:



str. 136 / homework: Translate. Věty přepište do svého sešitu.

- 1) V mém pokoji je velké zrcadlo.
= There is a big mirror in my room.
- 2) Na stole jsou moje učebnice a sešity.
= There are my textbooks and my exercise books on the table.
- 3) V knihovničce jsou moje oblíbené knihy.
= There are my favourite books in the bookcase.
- 4) V jeho pokoji není počítač.
= There isn't a computer in his room.
- 5) Jsou ve tvém pokoji nějaké rostliny?
= Are there any plants in your room?
- 6) Vedle zrcadla je plakát mého oblíbeného zpěváka.
= There is a poster of my favourite singer next to the mirror.