




# ANGLIČTINA

pro (starší před) školáčky  
v JAZYKOVÉM STUDIU ROLINO  
ve školním roce 2019/20



\* 21.-39. lekce – 2. pololetí \*



## 33. lekce - klíč

Student: \_\_\_\_\_

Určeno pro výuku cizích jazyků studentů pod vedením lektorů z Jazykového studia ROLINO.



# ANGLIČTINA pro předškoláčky v jazykovém studiu ROLINO



\_\_\_\_\_

\_\_\_\_\_

\_\_\_\_\_

\_\_\_\_\_

\_\_\_\_\_



Prague 4<sup>th</sup> - 8<sup>th</sup> May

Jak je to správně? Spoj čarou graficky stejné obrazce. Lektor čte nahlas.  
(Jedná se o výbornou pomůcku pro pozdější nácvik čtení!)


A matching exercise with the following items:

- wet** (green box)
- dry** (white box)
- at school** (brown box)
- at school** (brown box)
- wet** (green box)
- at home** (green box)
- at home** (green box)


Hand-drawn connections:

- A green line connects the top **wet** to the bottom **at home**.
- A grey line connects the top **dry** to the middle **at school**.
- A red line connects the top **at school** to the middle **at school**.
- A green line connects the bottom **wet** to the top **at home**.






which	[wič]	= který
bad	[bæd]	= zlý, špatný
nice	[nais]	= milý, příjemný
correct	[kə'rekt]	= správný, opravit
cupboard	[kabəd]	= kredenc, skříň s policemi
door	[do:]	= dveře
window	[windəu]	= okno
picture	[pikčə]	= obraz
<b>open</b>	[əpən]	= otevřený, otevřít
<b>shut</b>	[šat]	= zavřený, zavřít
<b>read</b>	[ri:d]	= číst
<b>choose</b>	[ču:z]	= vybrat, zvolit
<b>be</b> /we were, ....	[bi:][weə]	= být /my jsme byli
<b>put</b>	[put]	= dát, položit



## "to be" - minulý čas

ve 2.os. sg. a v 1., 2., 3. os. pl.

You **were** happy.



= Ty jsi byl šťastný.

We **were** old.




= My jsme byli staří.

You **were** young.



= Vy jste byli mladí.

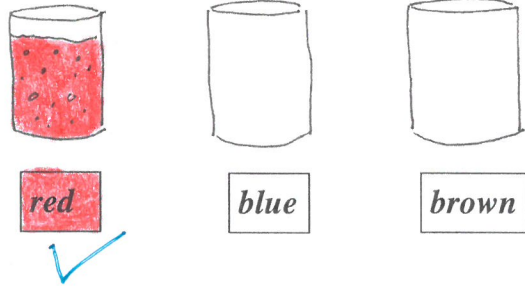
They **were** bad.



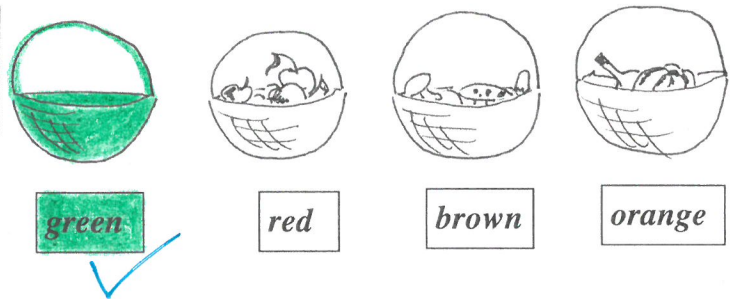
= Oni byli zlí.

Choose and colour.  
Put a (✓) under the correct picture.

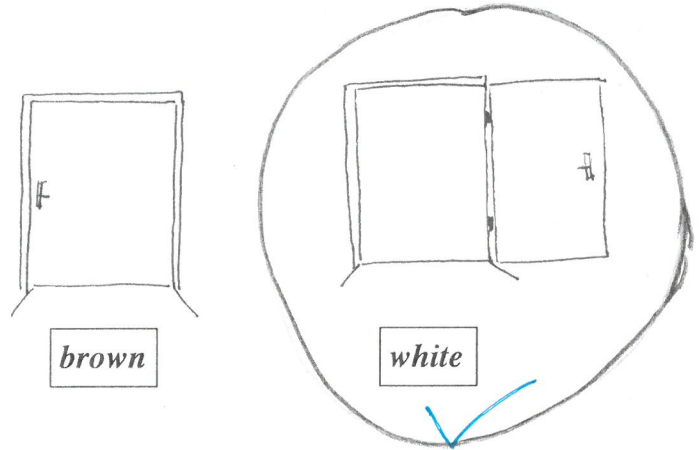
(1) You can see three glasses.  
Which one is full?




(2) You can see four baskets.  
Which one is empty?



(3) You can see two doors.  
Which one is open?



(4) You can see five windows.  
Which one is shut?






Jak je to správně? Spoj a vymaluj odpovídající obrázek.

**LOOK AND FIND! BAD OR NICE?  
WHEN? YESTERDAY.**


Two girls were nice.

Three boys were bad.

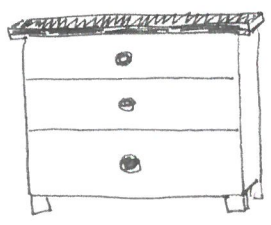


Choose and colour.  
Put a (✓) under the correct picture.


◆ You can see three cupboards. Which one is open?



*brown*



*yellow*



*red*

