




ANGLIČTINA

pro (starší před) školáčky
v JAZYKOVÉM STUDIU ROLINO
ve školním roce 2019/20



* 21.-39. lekce – 2. pololetí *



29. lekce - klíč

Student: _____

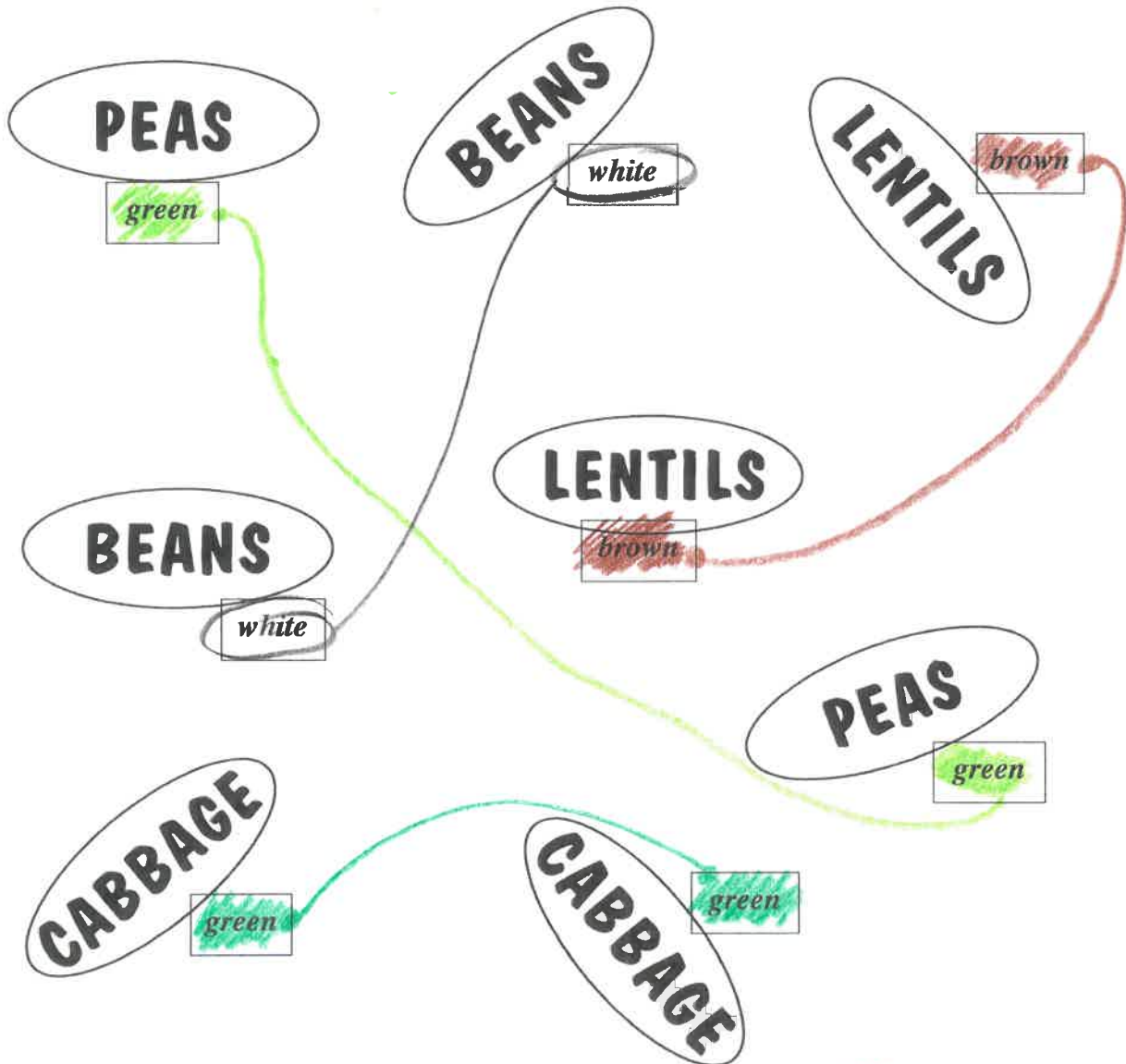
Určeno pro výuku cizích jazyků studentů pod vedením lektorů z Jazykového studia ROLINO.






Prague 6th - 10th April

Jak je to správně? Spoj čarou graficky stejné obrazce. Lektor čte nahlas.
(Jedná se o výbornou pomůcku pro pozdější nácvik čtení!)









go / he went	[gəu][went]	=	jít / on šel
say / he said	[sei][sed]	=	říci / on řekl
be / he was	[bi:][wəz/woz]	=	být / on byl
market	[ma:kit]	=	trh
give	[giv]	=	dát, dávat
Give me		=	Dej mi
then	[ðen]	=	potom, pak
sick	[sik]	=	bledý (jakoby nemocný)
empty	[empti]	=	prázdný
an empty basket		=	prázdný košík
full	[ful]	=	plný
full of apples		=	plný jablek



"to be" - minulý čas

v 1. a 3. osobě singuláru

<p>I was happy.</p> 	<p>= Já jsem byl šťastný.</p>
<p>He was old.</p> 	<p>= On byl starý.</p>
<p>She was young.</p> 	<p>= Ona byla mladá.</p>
<p>It was new.</p> 	<p>= Ono bylo nové.</p>

Nejdříve si tento text dobře poslechneme.
Potom vybarvíme odpovídající obrázky.
Podle obrázků se naučíme tento text vypravovat!

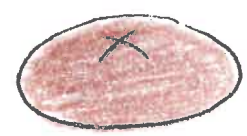
WHEN?
YESTERDAY!



1

My monkey **went** to the market.
My monkey **said**:

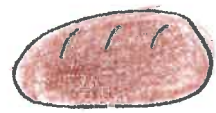
"I **am** hungry, **give** me some **bread**, please."



2

My monkey **went** to the market.
My monkey **said**:

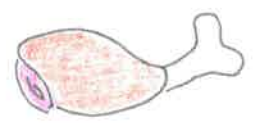
"I **am** hungry, **give** me some **bread** and **six** **eggs**, please."



3

My monkey **went** to the market.
My monkey **said**:

"I **am** hungry, **give** me some **bread** and **six** **eggs** and some **meat**, please."



4

My monkey **went** to the market.
My monkey **said**:

"I **am** hungry, **give** me some **bread** and **six** **eggs** and some **meat** and **three** **bananas**, please."



5

And then

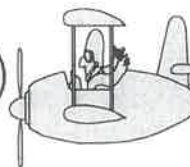


My monkey **was** fat and **sick**.



Jak je to správně? Spoj a vymaluj odpovídající obrázek.

She is happy. She likes strawberries.
The blue basket is full of strawberries.

He is unhappy. He doesn't like pears.
The brown basket is empty.



BYE-BYE!

HOMEWORK

Jak je to správně?
Domaluj a vymaluj odpovídající obrázek.

- ◆ Where is my bag?
- ◆ My bag is under the tree.
My bag is full of apples.
My bag is yellow.
The apples are red.

- ◆ Where is your basket?
- ◆ Your basket is under the tree, too.
Your basket is empty.
Your basket is blue.
The apples are red.
The apples are beside your basket.

