




*S námi se domluví každý...*

# ANGLIČTINA

pro nejmladší školáky  
v JAZYKOVÉM STUDIU ROLINO  
ve školním roce 2019/20



\* 21.-38. lekce – 2. pololetí \*



## 28. lekce - klíč

Student: \_\_\_\_\_

Určeno pro výuku cizích jazyků studentů pod vedením lektorů z Jazykového studia ROLINO.



Handwriting practice lines consisting of four horizontal lines.



TEST

Prague 30<sup>th</sup> March - 3<sup>rd</sup> April

Zopakujme si text "EASTER PRESENT for your friend" ze strany 28+29.

Jak je to správně? Dopiš a vymaluj jen obrázek, který odpovídá textu.


Obrázek, který textu neodpovídá, škrtni: X

WHEN? → EVERY YEAR!

◆ Does my mother **cut** her Easter bunny **out** with scissors?

◆ No, my mother **doesn't** \_\_\_\_\_ cut her Easter bunny out with scissors.



My mother **colours** her Easter bunny.



◆ Does my mother **colour** her Easter bunny?

◆ No, my mother **doesn't** \_\_\_\_\_ colour her Easter bunny.


My mother **colours** her Easter egg.



◆ Does my mother **cut** her Easter bunny **out** with scissors?

◆ No, my mother **doesn't** \_\_\_\_\_ cut her Easter bunny out with scissors.

My mother **sticks** her Easter bunny **together**.





Zopakujme si z paměti 1. část básničky, kterou jsme se již učili loni!

It's spring, it's spring; let's dance and sing.


It's spring, it's spring; let's dance and sing.

All the snow has gone away.


The lambs are coming out to play.

It's spring, it's spring; let's dance and sing.

It's spring, it's spring; let's dance and sing.



Zopakujme si text "EASTER MONDAY IN PRAGUE" ze strany 25.



HOMEWORK

Jak je to správně? Dopiš a vymaluj jen obrázek, který odpovídá textu. Obrázek, který textu neodpovídá, škrtni: X

WHEN? → EVERY YEAR!

<p>◆ Do two boys sing Easter songs?</p> <p>◆ No, two boys <u>don't</u> sing Easter songs.</p> <p>Two boys catch two girls.</p>		
<p>◆ Do two boys spank two girls with the rod?</p> <p>◆ No, two boys <u>don't</u> spank two girls with the rod.</p> <p>Two girls drench two boys.</p>		









---

---

---

---

---

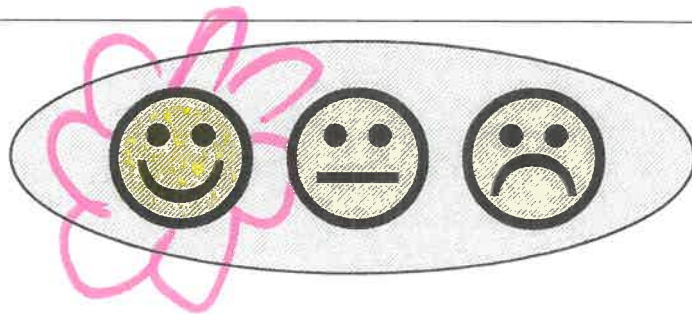
---

---

---

---

---



## **OSTATNÍ SLOVNÍ ZÁSoba**

<b>after</b>	[a:ftə]	= po
<b>for the next lesson</b>	[nekst][lesn]	= na příští hodinu
<b>now</b>	[nau]	= teď, nyní
<b>ready</b>	[redi]	= připravený, hotový
<b>ROLINO language studio</b>	[læŋgwɪdʒ] [stju:diu]	= jazykové studio ROLINO
<b>What do you need?</b>		= Co potřebuješ?
<b>what?</b>	[wot]	= co?
<b>WHERE? - on the box</b>		= KDE? na krabici
<b>WHERE? - under the box</b>		= KDE? pod krabicí
<b>WHERE? - in the box</b>		= KDE? v krabici
<b>WHERE? - in front of the box</b>		= KDE? před krabicí
<b>WHERE? - behind the box</b>		= KDE? za krabicí
<b>WHERE? - next to the box</b>		= KDE? vedle krabice
<b>WHERE? - beside the box</b>		= KDE? vedle krabice

